



# **Schedule 80 CPVC Fittings, Unions & Tank Adapters**



## **ENGINEERING GUIDE**

Contact Spears® for any Information not found.



# CPVC Performance Engineered and Tested



SPEARS® Schedule 80 CPVC pipe and fitting designs combine years of proven experience with computer generated stress analysis to yield the optimum physical structure and performance for each fitting. Material reinforcement is uniformly placed in stress concentration areas for substantially improved pressure handling capability. Resulting products are subjected to numerous verification tests to assure the very best CPVC piping products available.

## 1/4" Through 24" Availability

Spears® comprehensive line of CPVC fittings offers a variety of configurations in Schedule 80 sizes 1/4" through 24".

## Exceptional Chemical & Corrosion Resistance

Unlike metal, CPVC fittings never rust, scale or pit, and will provide many years of maintenance-free service and extended system life.

## Higher Temperature Ratings

High Temperature CPVC Thermoplastics can handle fluids at service temperatures up to 200°F, allowing a wide range of process applications, including hot corrosive liquids.

## Higher Flow Capacity

Smooth interior walls result in lower pressure loss and higher volume than conventional metal fittings.

## Lower Installation Costs

Substantially lower material costs than steel alloys or lined steel, combined with lighter weight and ease of installation, can reduce installation costs by as much as 60% over conventional metal systems.

## SPEARS® Schedule 80 14" Through 24" Fittings & Flanges

Schedule 80 CPVC 14" through 24" fittings are a special engineered product by Spears® Manufacturing Company, where no applicable ASTM specifications exist. Available in a variety of injection molded and fabricated configurations including Flanges, Couplings, Elbows, Bushings and Tees, plus custom fabrication to virtually any configuration.

## 1/8" Through 24" Industrial Pipe Availability

Spears® premium quality Industrial CPVC pipe is offered in Schedule 80 sizes 1/8" through 24". Schedule 40 CPVC pipe is also available.

## American Bureau of Shipping (ABS) Type Approval

Spears® Schedule 40 and Schedule 80 CPVC pipe and fittings are ABS Type Approved for marine and offshore applications in nominal pipe sizes through 12". Type Approval details and restrictions are specified in ABS Certificate # 10-HS539421-1-PDA available on the ABS website at [www.eagle.org](http://www.eagle.org).

### CPVC Sample Engineering Specifications

All CPVC Schedule 80 fittings shall be produced by Spears® Manufacturing Company from CPVC materials, cell classification 23447 conforming to ASTM Standard D 1784. All injection molded fittings through 12" shall be manufactured in compliance to ASTM F 439 and all pipe through 16" shall be manufactured in compliance to ASTM F 441. Pipe and fittings shall be Certified by NSF International for use with potable water service. All 14" through 24" and fabricated fittings shall be produced in accordance with Spears® Specifications. All CPVC flanges shall be designed and manufactured to meet CL150 bolt pattern per ANSI Standard B16.5.



## Schedule 80 CPVC Technical Schedule 80 CPVC Overview

The information contained in this publication is based on current information and product design at the time of publication and is subject to change without notification. Our ongoing commitment to product improvement may result in some variation. No representations, guarantees or warranties of any kind are made as to its accuracy, suitability for particular applications or results to be obtained therefrom. For verification of technical data or additional information not contained herein, please contact Spears® Technical Services Department [West Coast: (818) 364-1611 - East Coast: (678) 985-1263].

## General Information

### Recommendations for Installers and Users

Plastic piping systems should be **ENGINEERED, INSTALLED and OPERATED** in accordance with **ESTABLISHED DESIGN AND ENGINEERING STANDARDS AND PROCEDURES** for plastic piping systems. Suitability for the intended service application should be determined by the installer and/or user prior to installation of a plastic piping system. **PRIOR TO ASSEMBLY, all piping system components should be inspected for damage or irregularities. Mating components should be checked to assure that tolerances and engagements are compatible. Do not use any components that appear irregular or do not fit properly. Contact the appropriate manufacturer of the component product in question to determine usability. Consult all applicable codes and regulations for compliance prior to installation.**

**Solvent Weld Connections** - Use quality solvent cements and primers formulated for the intended service application, pipe size and type of joint. While the pipe and fitting materials may be compatible with the intended medium, the solvent cement may not be. Consult the manufacturers for suitability of use. Read and follow the cement and primer manufacturers' applications and cure time instructions thoroughly. Be sure to use the correct size applicator.

**Threaded Connections** - Use a quality grade thread sealant. **WARNING: SOME PIPE JOINT COMPOUNDS OR PTFE PASTES MAY CONTAIN SUBSTANCES THAT COULD CAUSE STRESS CRACKING TO PLASTIC.** Spears® Manufacturing company recommends the use of Spears® **BLUE 75™** Thread Sealant which has been tested for compatibility with Spears® products. Please follow the sealant manufacturers' application/installation instructions. Choice of an appropriate thread sealant other than those listed above is at the discretion of the installer. 1 to 2 turns beyond **FINGER TIGHT** is generally all that is required to make a sound plastic threaded connection. Unnecessary **OVERTIGHTENING** will cause **DAMAGE TO BOTH PIPE AND FITTING.**

### Standards and Specifications

Molded Schedule 80 CPVC products are manufactured to ASTM F 439 for use with pipe manufactured to ASTM F 441. Certain products carry reduced pressure handling capability and have maximum internal pressure ratings at 73°F noted.

Schedule 80 CPVC fabricated fittings for use with pipe manufactured to ASTM F 441. See publication FAB-7, General Specifications for Standard Fabricated Fittings for additional information.

All specified Schedule 80 CPVC products are manufactured from materials certified by NSF® for use in potable water service.

"Lead Free" low lead certification - unless otherwise specified, all Spears® Schedule 80 fittings specified here-in are certified by NSF International to ANSI/NSF® Standard 61, Annex G and is in compliance with California's Health & Safety Code Section 116825 (commonly known as AB1953) and Vermont Act 193. Weighted average lead content  $\leq 0.25\%$ . Spears® PVC and CPVC Pipe, Fittings and Valves have always been lead-free and Certified by NSF International for use in potable water systems. Spears® offers a wide range of lead-free specialty fittings and transition adapters for plumbing applications. However, certain brass threaded adapter fittings for applications that are not intended to convey water for human consumption through drinking or cooking are still produced and available.

## ASTM STANDARD DIMENSIONS

**SCHEDULE 80 PIPE DIMENSIONS  
ASTM D 1785**

Nominal Pipe Size In.	Mean Outside Diameter In.	O. D. Tolerance In.	Minimum Wall Thickness In.
1/8	0.405	± 0.004	0.095
1/4	0.540	± 0.004	0.119
3/8	0.675	± 0.004	0.126
1/2	0.840	± 0.004	0.147
3/4	1.050	± 0.004	0.154
1	1.315	± 0.005	0.179
1-1/4	1.660	± 0.005	0.191
1-1/2	1.900	± 0.006	0.200
2	2.375	± 0.006	0.218
2-1/2	2.875	± 0.007	0.276
3	3.500	± 0.008	0.300
4	4.500	± 0.009	0.337
5	5.563	± 0.010	0.375
6	6.625	± 0.011	0.432
8	8.625	± 0.015	0.500
10	10.750	± 0.015	0.593
12	12.750	± 0.015	0.687

**SCHEDULE 80 SOCKET DIMENSIONS  
ASTM D 2467**

Nominal Size In.	Diameter			Socket Length Minimum C
	Entrance A	Bottom B	Tolerance A	
1/8	0.417	0.401	± 0.004	0.500
1/4	0.552	0.536	± 0.004	0.625
3/8	0.687	0.671	± 0.004	0.750
1/2	0.848	0.836	± 0.004	0.875
3/4	1.058	1.046	± 0.004	1.000
1	1.325	1.310	± 0.005	1.125
1-1/4	1.670	1.655	± 0.005	1.250
1-1/2	1.912	1.894	± 0.006	1.375
2	2.387	2.369	± 0.006	1.500
2-1/2	2.889	2.868	± 0.007	1.750
3	3.516	3.492	± 0.008	1.875
4	4.518	4.491	± 0.009	2.250
5	5.583	5.553	± 0.010	2.625
6	6.647	6.614	± 0.011	3.000
8	8.655	8.610	± 0.015	4.000
10	10.780	10.735	± 0.015	5.000
12	12.780	12.735	± 0.015	6.000
14	14.030	13.985	± 0.015	7.000

**AMERICAN NATIONAL STANDARD  
TAPER PIPE THREADS (NPT) ANSI  
B1.20.1 ASTM F 1498**

Nominal Size In.	Threads Per Inch	Effective Thread Length L	Pitch Of Thread P
1/8	27	0.2639	0.03704
1/4	18	0.4018	0.05556
3/8	18	0.4078	0.05556
1/2	14	0.5337	0.07143
3/4	14	0.5457	0.07143
1	11-1/2	0.6828	0.08696
1-1/4	11-1/2	0.7068	0.08696
1-1/2	11-1/2	0.7235	0.08696
2	11-1/2	0.7565	0.08696
2-1/2	8	1.1375	0.12500
3	8	1.2000	0.12500
4	8	1.3000	0.12500
5	8	1.4063	0.12500
6	8	1.5125	0.12500
8	8	1.7125	0.12500

## STANDARD COMPARISONS

SPEARS® IPS-to-Metric transition unions are listed by nominal size. The chart below compares nominal and actual\* pipe O.D. for each size according to the designated standard.

JIS K6741 (mm)		DIN 8062 (mm)		ASTM D1785 (in.)		NPT-ANSI B1.20.1** Tapered Thread		BSP-BS21, DIN 2999, ISO 7/1 Thread	
Nominal	Actual*	O.D.	Actual*	Nominal	Actual*	Designation	Threads/in.	Designation	Threads/25.4mm
16	22	15	20	1/2	.840	1/2	14	1/2	14
20	26	20	25	3/4	1.050	3/4	14	3/4	14
25	32	25	32	1	1.315	1	11.5	1	11
30	38	38	40	1-1/4	1.660	1-1/4	11.5	1-1/4	11
40	48	40	50	1-1/2	1.900	1-1/2	11.5	1-1/2	11
50	60	50	63	2	2.375	2	11.5	2	11
75	89	80	90	3	3.500	3	8	3	11
100	114	100	110	4	4.500	4	8	4	11

\*Specified dimension, certain tolerances apply

\*\*NPT and BSP have different thread angles and not compatible.



## Schedule 80 CPVC Technical Schedule 80 CPVC Fittings

### Injection Molded Dimension References:

- G** = (LAYING LENGTH) Intersection of center lines to bottom of socket/thread; 90° elbows, tees, crosses; ± 1/32 inch.
- H** = Intersection of center lines to face of fitting; 90° elbows tees, crosses; ± 1/32 inch.
- J** = Intersection of center lines to bottom of socket/thread; 45° elbows; ± 1/32 inch

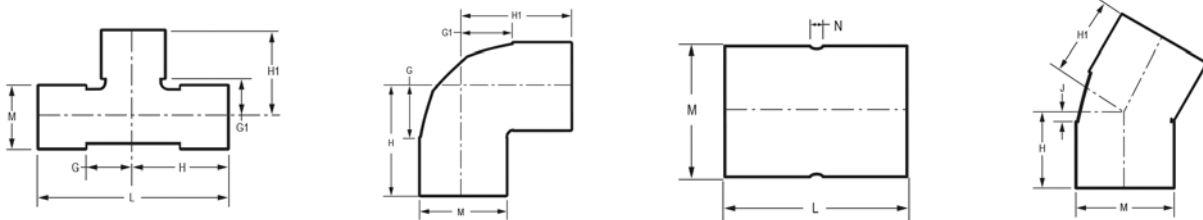
- L** = Overall length of fittings; ± 1/16 inch.
- M** = Outside diameter of socket/thread hub; ± 1/16 inch.
- N** = Socket bottom to socket bottom; couplings; ± 1/16 inch.
- W** = Height of cap; ± 1/16 inch.

### Fabricated Dimension References:

- G** = (LAYING LENGTH) Intersection of center lines to bottom of socket/thread; 90° elbows, tees, crosses; ± 1/4 inch; 14" & larger ± 1/2 inch.
- H** = Intersection of center lines to face of fitting; 90° elbows ± 1/4 inch, 14" & larger ± 3/4 inch; wyes ± 1/2 inch; tees, crosses ± 1/4 inch; 14" larger ± 1/2 inch.
- J** = Intersection of center lines to bottom of socket/thread; 45° elbows; ± 1/4 inch; 14" & larger ± 1/2 inch.

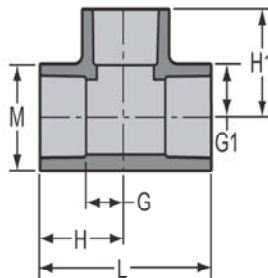
- L** = Overall length of fittings; ± 1/2 inch.; wyes ± 1 inch; 14" & larger ± 1 inch.
- M** = Outside diameter of socket/thread hub; ± 1/4 inch.
- N** = Socket bottom to socket bottom; couplings; ± 1/2 inch.
- W** = Height of cap; ± 1/4 inch.

### Typical Fabricated Dimension References



### Tee

Socket x Socket x Socket



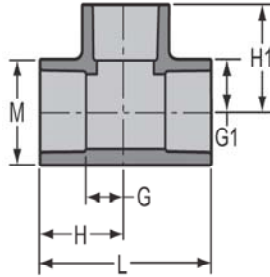
Part Number	Size	G	G1	H	H1	L	M	Approx. Wt. (Lbs.)
801-002C	1/4	11/32	11/32	31/32	31/32	1-31/32	27/32	.03
801-003C	3/8	15/32	15/32	1- 1/4	1- 1/4	2- 1/2	31/32	.06
801-005C	1/2	19/32	19/32	1-15/32	1-15/32	2-15/16	1-3/16	.11
801-007C	3/4	11/16	11/16	1-11/16	1-11/16	3- 3/8	1-13/32	.16
801-010C	1	27/32	27/32	2	2	4	1-23/32	.29
801-012C	1-1/4	1-1/32	1-1/32	2-9/32	2-9/32	4-9/16	2-3/32	.39
801-015C	1-1/2	1-3/16	1-3/16	2-9/16	2-9/16	5-1/8	2-3/8	.53
801-020C	2	1-7/16	1-7/16	2-15/16	2-15/16	5-7/8	2-7/8	.86
801-025C	2-1/2	1-23/32	1-23/32	3-1/2	3-1/2	7-1/32	3-1/2	1.68
801-030C	3	2-1/16	2-1/16	3-31/32	3-31/32	7-15/16	4-5/32	2.56
801-040C	4	2-15/32	2-15/32	4-3/4	4-3/4	9-15/32	5-1/4	3.71
801-050C	5	3- 5/32	3- 5/32	5-13/16	5-13/16	11-5/8	6-13/32	6.20
801-050CF*	5	5-1/2	5-1/2	8-1/2	8-1/2	17	6-5/16	9.85
801-060C	6	4-1/16	4-1/16	7-1/8	7-1/8	14-1/4	7-19/32	12.18
801-080C	8	4-7/8	4-7/8	8-7/8	8-7/8	17-23/32	9-23/32	21.58
801-080CF*	8	7-5/8	7-5/8	11-7/8	11-7/8	23-3/4	9-5/8	26.28

**Schedule 80 CPVC Technical**  
**Schedule 80 CPVC Fittings**



**Tee**

Socket x Socket x Socket



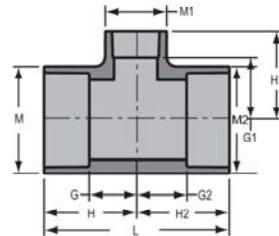
(Continued)

Part Number	Size	G	G1	H	H1	L	M	Approx. Wt. (Lbs.)
801-100C	10	5-29/32	5-29/32	10-29/32	10-29/32	21-29/32	12-3/16	38.18
801-100CF*	10	9	9	14- 1/4	14- 1/4	28- 1/2	11-15/16	43.27
801-120C	12	6-31/32	6-31/32	12-31/32	12-31/32	25-11/16	14-1/4	55.92
801-120CF*	12	11- 1/4	11- 1/4	17- 1/2	17- 1/2	35	14- 1/8	72.57
801-140C	14	7- 1/16	7- 1/16	14-1/16	14-1/16	28-1/8	15-3/8	66.40
801-140CF*	14	12- 1/4	12- 1/4	19- 1/4	19- 1/4	38- 1/2	15- 1/2	102.20
801-160CF*	16	13	13	21	21	42	17-11/16	143.98
801-180CF*	18	13- 3/4	13- 3/4	22- 3/4	22- 3/4	45- 1/2	19- 7/8	187.57
801-200CF*	20	16- 3/8	16- 3/8	26- 3/8	26- 3/8	52- 3/4	22- 1/16	270.59
801-240CF*	24	20- 1/4	20- 1/4	32- 1/4	32- 1/4	64- 1/2	26- 7/16	500.00

\* Fabricated

**Tee - Reducing**

Socket x Socket x Socket



Part Number	Size	G	G1	G2	H	H1	H2	L	M	M1	M2	Approx. Wt. (Lbs.)
801-101C	3/4X1/2	19/32	11/16	19/32	1-19/32	1-9/16	1-19/32	3-3/16	1-13/32	1-3/16	1-13/32	.14
801-130C	1X1/2	19/32	7/8	19/32	1-23/32	1-3/4	1-23/32	3-7/16	1-3/4	1-3/16	1-3/4	.20
801-131C	1X3/4	11/16	27/32	11/16	1-27/32	1-27/32	1-27/32	3-11/16	1- 3/4	1-13/32	1-3/4	.24
801-157C	1-1/4X1X3/4	11/16	1-1/16	11/16	1-7/8	2-1/16	1-15/16	3-3/4	2-3/32	1-13/32	1-23/32	.32
801-158C	1-1/4X1X1	7/8	27/32	25/32	2- 1/8	1-31/32	1-15/16	4	2-1/8	1-3/4	1-3/4	.32
801-159C	1-1/4X1X1-1/4	15/16	15/16	15/16	2-7/32	2-7/32	2-3/32	4- 5/16	2-3/32	2-3/32	1-23/32	.40
801-166C <sup>1</sup>	1-1/4X1/2	5/8	1-5/16	5/8	1-15/16	2-7/32	1-15/16	3-7/8	2-3/32	1-13/32	2-3/32	.28
801-167C	1-1/4X3/4	5/8	31/32	5/8	1-15/16	1-31/32	1-15/16	3- 7/8	2-3/32	1-13/32	2-3/32	.29
801-168C	1-1/4X1	27/32	1- 1/32	27/32	2- 3/32	2- 5/32	2- 3/32	4- 7/32	2- 3/32	1- 3/4	2- 3/32	.35
801-202C	1-1/2X1-1/4X1	27/32	1-1/32	27/32	2- 1/4	2-5/32	2- 1/4	4- 1/2	2-11/32	1-23/32	2-11/16	.42
801-209C	1-1/2X1/2	19/32	1-3/32	19/32	1-31/32	1-31/32	1-31/32	3-15/16	2- 3/8	1- 3/16	2- 3/8	.36
801-210C	1-1/2X3/4	11/16	1- 1/32	11/16	2- 1/16	2- 1/32	2-3/32	4-3/16	2-11/32	1-13/32	2- 11/32	.40
801-211C	1-1/2X1	27/32	1- 5/32	27/32	2-1/4	2- 5/16	2-1/4	4-1/2	2-11/32	1- 3/4	2- 11/32	.43
801-212C	1-1/2X1-1/4	1- 3/16	1-1/32	1- 3/16	2- 9/16	2-9/32	2- 9/16	5- 1/8	2-11/32	2-3/32	2-11/32	.57
801-247C	2X1/2	9/16	1-13/32	9/16	2- 3/32	2- 9/32	2- 3/32	4- 3/16	2-27/32	1- 5/32	2-27/32	.45
801-248C	2X3/4	11/16	1-13/32	11/16	2- 3/16	2-13/32	2- 3/16	4- 3/8	2-27/32	1- 3/8	2- 27/32	.51
801-249C	2X1	27/32	1- 7/16	27/32	2-11/32	2- 9/16	2-11/32	4-23/32	2- 7/8	1- 3/4	2- 7/8	.57
801-250C	2X1-1/4	1-1/32	1-11/32	1-1/32	2-9/16	2-19/32	2-9/16	5-3/32	2-27/32	2-3/32	2- 27/32	.65
801-251C	2X1-1/2	1-3/16	1-11/32	1-3/16	2-11/16	2-27/32	2-11/16	5- 3/8	2-7/8	2-3/8	2- 7/8	.79

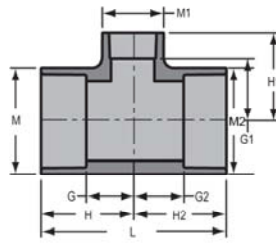


Schedule 80 CPVC Technical  
**Schedule 80 CPVC Fittings**

**Tee - Reducing**

Socket x Socket x Socket

(Continued)



Part Number	Size	G	G1	G2	H	H1	H2	L	M	M1	M2	Approx. Wt. (Lbs.)
801-254C <sup>1</sup>	2X2X4	3-21/32	2-15/32	3-21/32	5- 3/16	4-3/4	5- 3/16	10-11/32	5- 1/4	5- 1/4	5- 1/4	5.92
801-287C	2-1/2X1/2	19/32	1-19/32	19/32	2-3/8	2-15/32	2-3/8	4-23/32	3-1/2	1-3/16	3-1/2	.78
801-288C	2-1/2X3/4	21/32	1-1/2	21/32	2-7/16	2-17/32	2-7/16	4-27/32	3-15/32	1-13/32	3-15/32	.83
801-289C	2-1/2X1	7/8	1-11/16	7/8	2-5/8	2-13/16	2-5/8	5-1/4	3-1/2	1-23/32	3-1/2	1.03
801-290C	2-1/2X1-1/4	1-1/32	1-23/32	1-1/32	2-27/32	2-31/32	2-27/32	5-11/16	3-1/2	2-3/32	3-1/2	1.16
801-291C	2-1/2X1-1/2	1-3/16	1-3/4	1-3/16	2-15/16	3- 1/8	2-15/16	5-7/8	3-1/2	2-11/32	3-1/2	1.27
801-292C	2-1/2X2	1-13/32	1-5/8	1-13/32	3-3/16	3-1/8	3-3/16	6-3/8	3-1/2	2-7/8	3-1/2	1.37
801-333C <sup>1</sup>	3X1/2	27/32	2-7/16	27/32	2-3/4	3-11/32	2-3/4	5-1/2	4- 3/16	1-3/4	4-3/16	1.35
801-334C <sup>1</sup>	3X3/4	11/16	2-1/16	11/16	2-19/32	3-3/32	2-19/32	5-3/16	4-3/16	1-13/32	4-3/16	1.20
801-335C	3X3X1	27/32	1-31/32	27/32	2-3/4	3-1/8	2-3/4	5-1/2	4-3/16	1-3/4	4-3/16	1.28
801-336C <sup>1</sup>	3X1-1/4	1-3/8	2-1/4	1-3/8	3-5/16	3-17/32	3-5/16	6-5/8	4-3/16	2-7/8	4-3/16	1.93
801-337C	3X3X1-1/2	1-5/32	2-1/16	1-5/32	3-1/16	3-7/16	3-1/16	6-1/8	4-3/16	2-3/8	4-3/16	1.49
801-338C	3X2	1-7/16	1-13/16	1-7/16	3-5/16	3-5/16	3-5/16	6-5/8	4-3/16	2-7/8	4-3/16	1.73
801-339C	3X2-1/2	1-3/4	1-15/16	1-3/4	3-5/8	3-11/16	3-5/8	7-1/4	4-3/16	3-1/2	4-3/16	2.11
801-415C <sup>1</sup>	4X1/2	7/8	3-1/8	7/8	3-1/8	4-1/32	3-1/8	6-1/4	5-1/4	1-3/4	5-1/4	2.06
801-416C <sup>1</sup>	4X3/4	7/8	3-1/8	7/8	3-1/8	4-1/8	3-1/8	6-1/4	5-1/4	1-3/4	5-1/4	2.02
801-417C	4X1	7/8	2-5/8	7/8	3-1/8	3-3/4	3-1/8	6-1/4	5-1/4	1-3/4	5-1/4	1.99
801-418C <sup>1</sup>	4X1-1/4	1-1/8	2-13/16	1-1/8	3-3/8	4-7/32	3-3/8	6-3/4	5-1/4	2-3/8	5-1/4	2.27
801-419C	4X1-1/2	1-1/8	2-9/16	1-1/8	3-3/8	3-15/16	3-3/8	6-3/4	5-1/4	2-3/8	5-1/4	2.20
801-420C	4X2	1-7/16	2-7/16	1-7/16	3-11/16	3-15/16	3-11/16	7-3/8	5-1/4	2-7/8	5-1/4	2.46
801-421C <sup>1</sup>	4X2-1/2	2-1/8	2-29/32	2-1/8	4-3/8	5	4-3/8	8-3/4	5-1/4	4-3/16	5-1/4	3.48
801-422C	4X3	2-1/8	2-13/16	2-1/8	4-3/8	4-19/32	4-3/8	8-3/4	5-1/4	4-3/16	5-1/4	3.07
801-486C <sup>1</sup>	5X2	3- 5/32	5-1/16	3- 5/32	5-13/16	6-9/16	5-13/16	11-19/32	6-13/32	6-13/32	6- 13/32	8.66
801-486CF <sup>+</sup>	5X2	4-5/16	4-3/4	4-5/16	7-5/16	6-1/2	7-5/16	14-5/8	6-5/16	2-13/16	6-5/16	5.94
801-487CF <sup>+</sup>	5X2-1/2	4	4-15/16	4	7	6-15/16	7	14	6-5/16	3-7/16	6-5/16	6.27
801-488C <sup>1</sup>	5X3	3- 5/32	4- 5/8	3- 5/32	5-13/32	6- 1/2	5-13/32	11-19/32	6-13/32	6-13/32	6- 13/32	8.42
801-490C <sup>1</sup>	5X4	3- 5/32	3-29/32	3- 5/32	5-13/16	6- 5/32	5-13/16	11- 5/8	6-13/32	6-13/32	6- 13/32	7.56
801-490CF <sup>+</sup>	5X4	4-7/8	6-5/16	4-7/8	8-3/8	8-9/16	8-3/8	16-3/4	6-5/16	5-3/16	6-5/16	9.97
801-523C <sup>1</sup>	6X1/2	7/8	4-3/16	7/8	3-7/8	5-3/32	3-7/8	7-3/4	7-9/16	1-23/32	7-9/16	4.50
801-524C <sup>1</sup>	6X3/4	7/8	3-31/32	7/8	3-7/8	5	3-7/8	7-3/4	7-9/16	1-23/32	7- 9/16	4.47
801-525C	6X1	7/8	3-23/32	7/8	3-7/8	4-27/32	3-7/8	7-3/4	7-9/16	1-23/32	7-9/16	4.43
801-526C <sup>1</sup>	6X1-1/4	1-7/16	4-3/16	1-7/16	4-7/16	5-15/32	4-7/16	8-7/8	7-9/16	2-7/8	7-9/16	5.59
801-527C <sup>1</sup>	6X1-1/2	1-7/16	4-3/32	1-7/16	4-7/16	5-1/2	4-7/16	8-7/8	7-19/32	2-7/8	7-19/32	5.54
801-528C	6X2	1-7/16	3-3/4	1-7/16	4-7/16	5-1/4	4-7/16	8-7/8	7-9/16	2-7/8	7-9/16	5.39
801-528CF <sup>+</sup>	6X2	4-5/8	5-3/16	4-5/8	7-7/8	6-15/16	7-7/8	15-3/4	7-1/2	2-13/16	7-1/2	9.14
801-529C <sup>1</sup>	6X2-1/2	2-1/16	4-3/16	2-1/16	5-5/32	6	5-5/32	10-3/16	7-9/16	4-3/16	7-9/16	7.11
801-529CF <sup>+</sup>	6X2-1/2	4-13/16	5-3/8	4-13/16	8-1/16	7-3/8	8-1/16	16-1/8	7-1/2	3-7/16	7-1/2	9.25
801-530C <sup>1</sup>	6X3	2-1/16	3-3/4	2-1/16	5-3/32	5-5/8	5-3/32	10-3/16	7-9/16	5-1/4	7-9/16	6.70
801-530CF <sup>+</sup>	6X3	4- 3/4	5- 3/4	4- 3/4	8	8	8	16	7- 1/2	4- 1/8	7- 1/2	10.00
801-532C	6X4	2-11/16	3-13/16	2-11/16	5-11/16	6-1/16	5-11/16	11-3/8	7-9/16	5-1/4	7-9/16	7.54
801-575C <sup>1</sup>	8X1	2-5/8	6-1/2	2-5/8	6-5/8	7-5/8	6-5/8	13-1/4	9-23/32	5-1/4	9-23/32	13.58

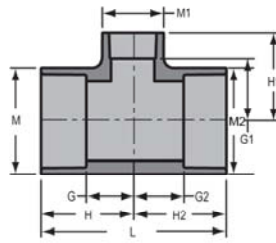
**Schedule 80 CPVC Technical**  
**Schedule 80 CPVC Fittings**



**Tee - Reducing**

Socket x Socket x Socket

(Continued)



Part Number	Size	G	G1	G2	H	H1	H2	L	M	M1	M2	Approx. Wt. (Lbs.)
801-575CF <sup>+</sup>	8X1	4-1/8	6-1/16	4-1/8	8-3/8	7-5/16	8-3/8	16-3/4	9-5/8	1-11/16	9-5/8	13.19
801-576CF <sup>+</sup>	8X1-1/4	4-1/4	6-1/16	4-1/4	8-1/2	7-9/16	8-1/2	17	9-5/8	2-1/16	9-5/8	13.83
801-578C <sup>1</sup>	8X2	2-5/8	6	2-5/8	6-5/8	7-1/2	6-5/8	13-1/4	9-23/32	5-1/4	9-23/32	13.47
801-578CF <sup>+</sup>	8X2	4-11/16	6-1/8	4-11/16	8-15/16	7-7/8	8-15/16	17-7/8	9-5/8	2-13/16	9-5/8	14.64
801-579CF <sup>+</sup>	8X2-1/2	4-7/8	6-5/16	4-7/8	9-1/8	8-5/16	9-1/8	18-1/4	9-5/8	3-7/16	9-5/8	14.84
801-580C <sup>1</sup>	8X3	2-5/8	5-21/32	2-5/8	6-5/8	7-17/32	6-5/8	13-1/4	9-23/32	5-1/4	9-23/32	13.23
801-580CF <sup>+</sup>	8X3	5-3/16	6-11/16	5-3/16	9-7/16	8-15/16	9-7/16	18-7/8	9-5/8	4-1/8	9-5/8	15.44
801-582C <sup>1</sup>	8X4	2-5/8	4-7/8	2-5/8	6-5/8	7-1/8	6-5/8	13-1/4	9-23/32	5-1/4	9-23/32	12.37
801-582CF <sup>+</sup>	8X4	5-3/4	7-11/16	5-3/4	10	9-15/16	10	20	9-5/8	5-3/16	9-5/8	17.51
801-585C	8X6	3-7/8	4-15/16	3-7/8	7-29/32	8	7-29/32	15-13/16	9-23/32	7-9/16	9-23/32	15.60
801-618CF <sup>+</sup>	10X1	4-1/2	7-1/16	4-1/2	9-3/4	8-5/16	9-3/4	19-1/2	11-15/16	1-11/16	11-15/16	23.76
801-619CF <sup>+</sup>	10X1-1/4	4-1/4	7	4-1/4	9-1/2	8-9/16	9-1/2	19	11-15/16	2-1/16	11-15/16	23.03
801-621CF <sup>+</sup>	10X2	4-3/8	7-1/8	4-3/8	9-5/8	8-7/8	9-5/8	19-1/4	11-15/16	2-13/16	11-15/16	23.87
801-622CF <sup>+</sup>	10X2-1/2	5-1/4	7-5/16	5-1/4	10-1/2	9-5/16	10-1/2	21	11-15/16	3-7/16	11-15/16	25.70
801-623C <sup>1</sup>	10X3	3-25/32	7-1/2	3-25/32	9-3/8	9-3/8	9-3/8	18-3/4	12-1/16	7-9/16	12-1/16	28.57
801-623CF <sup>+</sup>	10X3	4-7/8	7-11/16	4-7/8	10-1/8	9-15/16	10-1/8	20-1/4	11-15/16	4-1/8	11-15/16	23.85
801-624C <sup>1</sup>	10X4	3-25/32	7-1/8	3-25/32	9-3/8	9-3/8	9-3/8	18-3/4	12-1/16	7-9/16	12-1/16	28.40
801-624CF <sup>+</sup>	10X4	5-3/8	8-11/16	5-3/8	10-5/8	10-15/16	10-5/8	21-1/4	11-15/16	5-3/16	11-15/16	26.65
801-626C	10X6	3-7/8	5-13/16	3-7/8	9-3/8	8-27/32	9-3/8	18-3/4	12-1/16	7-9/16	12-1/16	25.50
801-626CF <sup>+</sup>	10X6	5-7/8	9-1/16	5-7/8	11-1/8	12-5/16	11-1/8	22-1/4	11-15/16	7-1/2	11-15/16	30.18
801-628C <sup>1</sup>	10X8	5-27/32	7-7/32	5-27/32	10-29/32	11-7/32	10-29/32	21-13/16	12-1/8	12-1/8	12-1/8	49.65
801-628CF <sup>+</sup>	10X8	8-1/4	9-15/16	8-1/4	13-1/2	14-3/16	13-1/2	27	11-15/16	9-5/8	11-15/16	38.10
801-661CF <sup>+</sup>	12X2	4-3/4	8	4-3/4	11	9-3/4	11	22	14-1/8	2-13/16	14-1/8	37.00
801-663CF <sup>+</sup>	12X3	5-1/4	8-9/16	5-1/4	11-1/2	10-13/16	11-1/2	23	14-1/8	4-1/8	14-1/8	37.44
801-664C <sup>1</sup>	12X4	4-7/8	9-3/8	4-7/8	11-15/32	11-5/8	11-15/32	22-29/32	14-1/4	9-3/4	14-1/4	50.14
801-664CF <sup>+</sup>	12X4	5-3/4	9-9/16	5-3/4	12	11-13/16	12	24	14-1/8	5-3/16	14-1/8	42.27
801-666CF <sup>+</sup>	12X6	7-1/4	9-15/16	7-1/4	13-1/4	13-3/16	13-1/4	26-1/2	14-1/8	7-1/2	14-1/8	47.04
801-668C	12X8	4-7/8	7-1/8	4-7/8	11-15/32	11-5/32	11-15/32	22-29/32	14-1/4	9-3/4	14-1/4	44.00
801-668CF <sup>+</sup>	12X8	8	10-13/16	8	14-1/4	15-1/16	14-1/4	28-1/2	14-1/8	9-5/8	14-1/8	52.66
801-670CF <sup>+</sup>	12X10	10-1/4	10-13/16	10-1/4	16-1/2	16-1/16	16-1/2	33	14-1/8	11-15/16	14-1/8	62.18
801-691CF <sup>+</sup>	14X2	5-3/16	8-9/16	5-3/16	12-3/16	10-5/16	12-3/16	24-3/8	15-1/2	2-13/16	15-1/2	49.11
801-692CF <sup>+</sup>	14X2-1/2	5-7/16	8-3/4	5-7/16	12-7/16	10-3/4	12-7/16	24-7/8	15-1/2	3-7/16	15-1/2	55.06
801-693CF <sup>+</sup>	14X3	5-3/4	9-1/8	5-3/4	12-3/4	11-3/8	12-3/4	25-1/2	15-1/2	4-1/8	15-1/2	52.55
801-694CF <sup>+</sup>	14X4	6-1/2	10-1/8	6-1/2	13-1/2	12-3/8	13-1/2	27	15-1/2	5-3/16	15-1/2	54.07
801-696CF <sup>+</sup>	14X6	8-1/4	10-1/2	8-1/4	15-1/4	13-3/4	15-1/4	30-1/2	15-1/2	7-1/2	15-1/2	64.29
801-698CF <sup>+</sup>	14X8	9-1/4	11-3/8	9-1/4	16-1/4	15-5/8	16-1/4	32-1/2	15-1/2	9-5/8	15-1/2	71.38
801-700CF <sup>+</sup>	14X10	10-1/8	11-3/8	10-1/8	17-1/8	16-5/8	17-1/8	34-1/4	15-1/2	11-15/16	15-1/2	80.46
801-702C	14X12	7-1/32	7-13/32	7-1/32	14-1/32	13-13/32	14-1/32	28-1/16	15-21/32	14-9/32	15-21/32	65.48
801-702CF <sup>+</sup>	14X12	11	11-3/8	11	18	17-5/8	18	36	15-1/2	14-1/8	15-1/2	88.28
801-751CF <sup>+</sup>	16X2	5-7/8	9-1/2	5-7/8	13-7/8	11-1/4	13-7/8	27-3/4	17-11/16	2-13/16	17-11/16	72.48

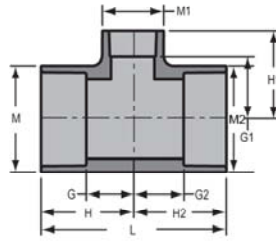


Schedule 80 CPVC Technical  
**Schedule 80 CPVC Fittings**

**Tee - Reducing**

Socket x Socket x Socket

(Continued)



Part Number	Size	G	G1	G2	H	H1	H2	L	M	M1	M2	Approx. Wt. (Lbs.)
801-752CF <sup>1</sup>	16X2-1/2	6	9-11/16	6	14	11-11/16	14	28	17-11/16	3-7/16	17-11/16	65.12
801-753CF <sup>1</sup>	16X3	6-5/16	10-1/16	6-5/16	14-5/16	12-5/16	14-5/16	28-5/8	17-11/16	4-1/8	17-11/16	76.03
801-754CF <sup>1</sup>	16X4	6-1/8	11-1/16	6-1/8	14-1/8	13-5/16	14-1/8	28-1/4	17-11/16	5-3/16	17-11/16	79.03
801-756CF <sup>1</sup>	16X6	8-5/8	11-7/16	8-5/8	16-5/8	14-11/16	16-5/8	33-1/4	17-11/16	7-1/2	17-11/16	89.59
801-758CF <sup>1</sup>	16X8	9-5/8	12-5/16	9-5/8	17-5/8	16-9/16	17-5/8	35-1/4	17-11/16	9-5/8	17-11/16	98.00
801-760CF <sup>1</sup>	16X10	10-5/8	12-5/16	10-5/8	18-5/8	17-9/16	18-5/8	37-1/4	17-11/16	11-15/16	17-11/16	103.61
801-762CF <sup>1</sup>	16X12	11-5/8	12-5/16	11-5/8	19-5/8	18-9/16	19-5/8	39-1/4	17-11/16	14-1/8	17-11/16	115.74
801-764CF <sup>1</sup>	16X14	12-3/4	12-11/16	12-3/4	20-3/4	19-11/16	20-3/4	41-1/2	17-11/16	15-1/2	17-11/16	127.09
801-783CF <sup>1</sup>	18X3	6-3/8	10-15/16	6-3/8	15-3/8	13-3/16	15-3/8	30-3/4	19-7/8	4-1/8	19-7/8	101.41
801-784CF <sup>1</sup>	18X4	6-7/8	11-15/16	6-7/8	15-7/8	14-3/16	15-7/8	31-3/4	19-7/8	5-3/16	19-7/8	105.12
801-786CF <sup>1</sup>	18X6	8-1/2	12-5/16	8-1/2	17-1/2	15-9/16	17-1/2	35	19-7/8	7-1/2	19-7/8	116.61
801-788CF <sup>1</sup>	18X8	9-1/2	13-3/16	9-1/2	18-1/2	17-7/16	18-1/2	37	19-7/8	9-5/8	19-7/8	127.49
801-790CF <sup>1</sup>	18X10	10-1/2	13-3/16	10-1/2	19-1/2	18-7/16	19-1/2	39	19-7/8	11-15/16	19-7/8	138.58
801-792CF <sup>1</sup>	18X12	11-1/2	13-3/16	11-1/2	20-1/2	19-7/16	20-1/2	41	19-7/8	14-1/8	19-7/8	159.38
801-794CF <sup>1</sup>	18X14	12-3/4	13-9/16	12-3/4	21-3/4	20-9/16	21-3/4	43-1/2	19-7/8	15-1/2	19-7/8	154.48
801-796CF <sup>1</sup>	18X16	13-1/2	14-3/16	13-1/2	22-1/2	22-3/16	22-1/2	45	19-7/8	17-11/16	19-7/8	172.46
801-814CF <sup>1</sup>	20X4	7-11/16	12-7/8	7-11/16	17-11/16	15-1/8	17-11/16	35-3/8	22-1/16	5-3/16	22-1/16	144.71
801-816CF <sup>1</sup>	20X6	8-7/8	13-1/4	8-7/8	18-7/8	16-1/2	18-7/8	37-3/4	22-1/16	7-1/2	22-1/16	161.20
801-818CF <sup>1</sup>	20X8	9-7/8	14-1/8	9-7/8	19-7/8	18-3/8	19-7/8	39-3/4	22-1/16	9-5/8	22-1/16	172.69
801-820CF <sup>1</sup>	20X10	10-7/8	14-1/8	10-7/8	20-7/8	19-3/8	20-7/8	41-3/4	22-1/16	11-15/16	22-1/16	163.27
801-822CF <sup>1</sup>	20X12	11-7/8	14-1/8	11-7/8	21-7/8	20-3/8	21-7/8	43-3/4	22-1/16	14-1/8	22-1/16	199.57
801-824CF <sup>1</sup>	20X14	12-7/8	14-1/2	12-7/8	22-7/8	21-1/2	22-7/8	45-3/4	22-1/16	15-1/2	22-1/16	190.94
801-826CF <sup>1</sup>	20X16	14	15-1/8	14	24	23-1/8	24	48	22-1/16	17-11/16	22-1/16	210.27
801-828CF <sup>1</sup>	20X18	15	15	15	25	24	25	50	22-1/16	19-7/8	22-1/16	226.80
801-904CF <sup>1</sup>	24X4	9	14-11/16	9	21	16-15/16	21	42	26-7/16	5-3/16	26-7/16	250.81
801-906CF <sup>1</sup>	24X6	9-1/4	15-1/16	9-1/4	21-1/4	18-5/16	21-1/4	42-1/2	26-7/16	7-1/2	26-7/16	253.45
801-908CF <sup>1</sup>	24X8	10-1/4	15-15/16	10-1/4	22-1/4	20-3/16	22-1/4	44-1/2	26-7/16	9-5/8	26-7/16	247.99
801-910CF <sup>1</sup>	24X10	11-1/4	15-15/16	11-1/4	23-1/4	21-3/16	23-1/4	46-1/2	26-7/16	11-15/16	26-7/16	255.59
801-912CF <sup>1</sup>	24X12	12-1/4	15-15/16	12-1/4	24-1/4	22-3/16	24-1/4	48-1/2	26-7/16	14-1/8	26-7/16	301.36
801-914CF <sup>1</sup>	24X14	13-1/4	16-5/16	13-1/4	25-1/4	23-5/16	25-1/4	50-1/2	26-7/16	15-1/2	26-7/16	282.42
801-916CF <sup>1</sup>	24X16	14-3/4	16-15/16	14-3/4	26-3/4	24-15/16	26-3/4	53-1/2	26-7/16	17-11/16	26-7/16	306.68
801-918CF <sup>1</sup>	24X18	15-3/4	16-13/16	15-3/4	27-3/4	25-13/16	27-3/4	55-1/2	26-7/16	19-7/8	26-7/16	246.78
801-920CF <sup>1</sup>	24X20	16-3/4	18-3/16	16-3/4	28-3/4	28-3/16	28-3/4	57-1/2	26-7/16	22-1/16	26-7/16	351.59

<sup>1</sup> Sized with Bushing

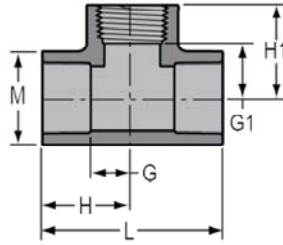
\* Fabricated

**Schedule 80 CPVC Technical**  
**Schedule 80 CPVC Fittings**



**Tee**

Socket x Socket x Fipt

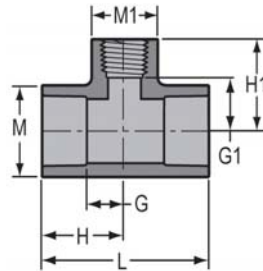


Part Number	Size	G	G1	H	H1	L	M	Approx. Wt. (Lbs.)
802-002C	1/4	5/16	3/8	15/16	15/16	1-29/32	7/8	.05
802-005C	1/2	9/16	21/32	1-15/32	1-11/32	2-15/16	1-7/32	.12
802-007C	3/4	19/32	21/32	1-19/32	1-3/8	3-3/16	1-3/8	.14
802-010C	1	5/8	3/4	1-25/32	1-5/8	3-19/32	1-3/4	.23
802-012C	1-1/4	13/16	1	2-3/32	1-31/32	4-3/16	2-3/32	.35
802-015C	1-1/2	1-5/16	1-7/32	2-11/32	2-5/32	4-11/16	2-11/32	.51
802-020C	2	1-5/16	1-7/16	2-13/16	2-7/16	5-21/32	2-27/32	.80
802-025C	2-1/2	2-9/32	2-25/32	4-11/32	4-3/8	8-11/16	4-3/16	3.88
802-030C	3	1-31/32	2-1/8	3-3/4	3-17/32	7-15/32	4-1/4	2.35
802-040C	4	2-1/2	2-21/32	4-5/8	4-5/32	9-7/32	5-9/32	3.49
802-060CF <sup>*</sup>	6	4-1/8	9	7-1/8	10-1/2	14-1/4	7-5/8	15.08
802-080CF <sup>*</sup>	8	4-13/16	10-13/16	8-13/16	12-9/16	17-11/16	9-11/16	28.31

\* Fabricated

**Tee - Reducing**

Socket x Socket x Fipt



Part Number	Size	G	G1	H	H1	L	M	M1	Approx. Wt. (Lbs.)
802-101C	3/4X1/2	19/32	23/32	1-19/32	1-7/16	3-7/32	1-13/32	1-3/16	.14
802-130C	1X1/2	7/16	29/32	1-9/16	1-5/8	3-1/8	1-23/32	1-3/16	.19
802-131C	1X3/4	21/32	13/16	1-13/16	1-17/32	3-5/8	1-23/32	1-3/8	.24
802-166C	1-1/4X1/2	7/16	1-1/8	1-11/16	1-27/32	3-3/8	2-3/32	1-3/16	.26
802-167C <sup>1</sup>	1-1/4X3/4	27/32	1-23/32	2-1/8	2-7/16	4-7/32	2-3/32	1-3/4	.41
802-168C	1-1/4X1	27/32	1-1/32	2-3/32	1-29/32	4-7/32	2-3/32	1-11/16	.34
802-209C <sup>1</sup>	1-1/2X1/2	1/2	1-1/4	1-7/8	1-31/32	3-3/4	2-11/32	1-3/16	.33
802-210C <sup>1</sup>	1-1/2X3/4	27/32	1-13/16	2-1/4	2-9/16	4-1/2	2-11/32	1-3/16	.49
802-211C <sup>1</sup>	1-1/2X1	27/32	1-7/32	2-1/4	2-3/32	4-15/32	2-11/32	1-11/16	.66
802-212C	1-1/2X1-1/4	1-1/32	1-5/32	2-7/16	2-3/32	4-7/8	2-3/8	2-1/16	.48
802-247C	2X1/2	1/2	1-17/32	2	2-7/32	4	2-27/32	1-3/16	.47
802-248C	2X3/4	5/8	1-3/8	2-1/8	2-1/8	4-1/4	2-7/8	1-3/8	.48
802-249C	2X1	27/32	1-13/32	2-11/32	2-5/16	4-11/16	2-7/8	1-11/16	.56
802-250C <sup>1</sup>	2X1-1/4	1-3/16	2-1/8	2-11/16	3-1/8	5-3/8	2-7/8	2-13/32	.90
802-251C <sup>1</sup>	2X1-1/2	1-7/16	2-3/8	2-15/16	3-1/8	5-7/8	2-7/8	2-7/8	1.06
802-287C	2-1/2X1/2	17/32	1-3/4	2-5/16	2-1/2	4-5/8	3-1/2	1-3/16	.78
802-288C <sup>1</sup>	2-1/2X3/4	27/32	2-7/16	2-5/8	3-5/32	5-1/4	3-1/2	1-23/32	1.09

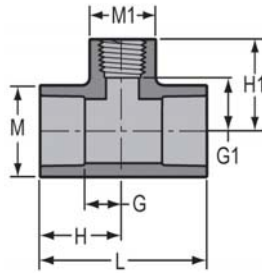


Schedule 80 CPVC Technical  
**Schedule 80 CPVC Fittings**

**Tee - Reducing**

Socket x Socket x Fipt

(Continued)



Part Number	Size	G	G1	H	H1	L	M	M1	Approx. Wt. (Lbs.)
802-289C <sup>1</sup>	2-1/2X1	1-1/32	2-11/32	2-27/32	3- 1/4	5-11/16	3- 1/2	2-3/32	1.25
802-290C <sup>1</sup>	2-1/2X1-1/4	1- 3/16	2-7/16	2-31/32	3-7/16	5-15/16	3-9/16	2- 3/8	1.37
802-291C <sup>1</sup>	2-1/2X1-1/2	1- 7/16	2-9/16	3- 3/16	3-5/16	6- 3/8	3- 1/2	2- 7/8	1.57
802-292C <sup>1</sup>	2-1/2X2	1- 3/4	2-27/32	3- 1/2	3-27/32	7	3-15/32	3-15/32	1.95
802-333C <sup>1</sup>	3X1/2	7/8	2-19/32	2- 3/4	3-11/32	5- 1/2	4-3/16	1-3/4	1.34
802-334C <sup>1</sup>	3X3/4	7/8	2-21/32	2- 3/4	3-13/32	5- 1/2	4- 3/16	1- 3/4	1.34
802-335C <sup>1</sup>	3X1	1- 3/16	2-29/32	3- 1/16	3-13/16	6- 1/8	4-3/16	2-3/8	1.65
802-336C <sup>1</sup>	3X1-1/4	1-5/32	2-23/32	3-1/32	3-21/32	6-1/16	4-3/16	2-3/8	1.59
802-337C <sup>1</sup>	3X1-1/2	1- 7/16	2-3/4	3- 5/16	3-3/4	6- 5/8	4-3/16	2-7/8	1.93
802-338C <sup>1</sup>	3X2	2- 3/32	3-11/32	3-31/32	4-5/16	7-15/16	4-3/16	4-3/16	3.14
802-339C <sup>1</sup>	3X2-1/2	2- 3/32	3	3-31/32	4-1/2	7-15/16	4-3/16	4-3/16	3.07
802-415C <sup>1</sup>	4X1/2	7/8	3-5/16	3-1/8	4-11/32	6-1/4	5- 1/4	1-3/4	2.05
802-416C <sup>1</sup>	4X3/4	7/8	3-9/32	3-1/8	4-1/32	6-1/4	5- 1/4	1-3/4	2.05
802-417C <sup>1</sup>	4X1	1-1/8	3-3/8	3-3/8	4-9/32	6-3/4	5- 1/4	2-11/32	2.36
802-418C <sup>1</sup>	4X1-1/4	1-1/8	3-3/16	3-3/8	4-1/8	6-3/4	5-1/4	2-3/8	2.30
802-419C <sup>1</sup>	4X1-1/2	1-7/16	3-3/8	3-11/16	4-11/32	7- 3/8	5- 1/4	2- 7/8	2.66
802-420C <sup>1</sup>	4X2	2- 1/8	4-1/16	4- 3/8	5- 1/32	8-25/32	5- 1/4	4- 3/16	3.64
802-421C <sup>1</sup>	4X2-1/2	2- 1/8	3-1/2	4- 3/8	5	8-25/32	5- 1/4	4- 3/16	3.57
802-422C <sup>1</sup>	4X3	2-1/2	3-9/16	4-3/4	5-3/16	9-1/2	5- 1/4	5- 1/4	4.56
802-525C <sup>1</sup>	6X1	1-13/32	4-3/4	4-7/16	5-11/16	8-7/8	7-9/16	2-7/8	5.66
802-526C <sup>1</sup>	6X1-1/4	1-7/16	4-17/32	4-17/32	5-15/32	8-7/8	7-9/16	2-7/8	5.64
802-527C <sup>1</sup>	6X1-1/2	1-7/16	4-17/32	4-7/16	5-15/32	8-7/8	7-9/16	2-7/8	5.59
802-528C <sup>1</sup>	6X2	2-1/16	4-3/32	5-3/32	5-3/32	10-3/16	7-9/16	4-3/16	7.28
802-529C <sup>1</sup>	6X2-1/2	2- 1/16	4-21/32	5- 3/32	6- 3/16	10- 5/32	7-19/32	4- 1/4	7.21
802-530C <sup>1</sup>	6X3	2-11/16	4-15/16	5-23/32	6-15/32	11-7/16	7-9/32	5- 1/4	8.39
802-623C <sup>1</sup>	10X3	3-25/32	7-31/32	9-3/8	9-3/8	18-3/4	12-1/16	7-9/16	28.64
802-532C <sup>1</sup>	6X4	3-25/32	5-13/16	6-13/16	7-5/16	13-5/8	7-9/16	7-9/16	15.46
802-624C <sup>1</sup>	10X4	3-25/32	7-7/8	9-3/8	9-3/8	18-3/4	12-1/16	7-9/16	28.77
802-661C <sup>1</sup>	12X2	4-7/8	11-1/16	11-15/32	12-1/16	22-15/16	14-1/4	9-3/4	52.61
802-663C <sup>1</sup>	12X3	4-7/8	10-5/8	11-15/32	12-1/16	22-15/16	14-1/4	9-3/4	52.50
802-664C <sup>1</sup>	12X4	4-7/8	10-9/16	11-15/32	12-1/16	22-15/16	14-1/4	9-3/4	52.63
802-578C <sup>1</sup>	8X2	2-5/8	6-1/2	6-5/8	7-1/2	13-1/4	9-23/32	5-1/4	13.57
802-582C <sup>1</sup>	8X4	3-7/8	7	7-29/32	8-1/2	15-13/16	9-23/32	7-9/16	18.87
802-580C <sup>1</sup>	8X3	2-5/8	5-7/8	6-5/8	7-1/2	13-1/4	9-23/32	5-1/4	13.22
802-621C <sup>1</sup>	10X2	3-25/32	8-3/8	9-3/8	9-3/8	18-3/4	12-1/16	7-9/16	28.75

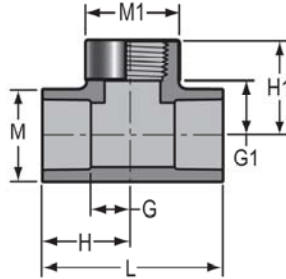
<sup>1</sup> Sized with Bushing

Schedule 80 CPVC Technical  
**Schedule 80 CPVC Fittings**



**Tee - Special Reinforced**

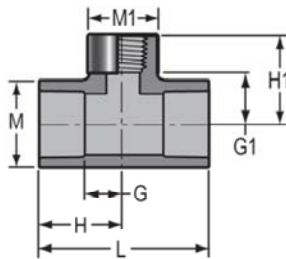
Socket x Socket x SR Fipt - Stainless Steel Collar



Part Number	Size	G	G1	H	H1	L	M	M1	Approx. Wt. (Lbs.)
802-005CSR	1/2	9/16	21/32	1-15/32	1- 3/8	2-15/16	1- 7/32	1-3/16	.13
802-007CSR	3/4	19/32	21/32	1-19/32	1-3/8	3- 3/16	1-3/8	1-3/8	.15
802-010CSR	1	21/32	11/16	1-13/16	1- 5/8	3- 5/8	1-23/32	1-23/32	.34
802-012CSR	1-1/4	13/16	1	2- 3/32	1-31/32	4- 3/16	2- 3/32	2- 1/16	.38
802-015CSR	1-1/2	1-5/16	1- 7/32	2-11/32	2- 5/32	4-11/16	2-11/32	2- 7/16	.52
802-020CSR	2	1- 5/16	1-7/16	2-13/16	2-7/16	5-21/32	2-27/32	3- 1/32	.83
802-030CSR	3	1-27/32	2-5/32	3-23/32	3-9/16	7-15/32	4- 9/32	4-1/4	2.43
802-040CSR	4	2-1/2	2-21/32	4- 5/8	4- 5/32	9- 7/32	5- 1/4	5- 1/4	3.55

**Tee - Special Reinforced Reducing**

Socket x Socket x SR Fipt - Stainless Steel Collar



Part Number	Size	G	G1	H	H1	L	M	M1	Approx. Wt. (Lbs.)
802-072CSR	1/2X1/4	7/16	11/16	1- 5/16	1- 7/32	2- 5/8	1- 5/32	27/32	.09
802-098CSR	3/4X1/4	7/16	13/16	1- 7/16	1-11/32	2- 7/8	1- 3/8	27/32	.12
802-101CSR	3/4X1/2	19/32	23/32	1-19/32	1-15/32	3- 7/32	1-13/32	1- 3/16	.15
802-128CSR <sup>1</sup>	1X1/4	7/8	2-11/16	2	3-1/4	4	1-3/4	27/32	.38
802-130CSR	1X1/2	7/16	29/32	1- 9/16	1- 5/8	3- 1/8	1-23/32	1- 3/16	.20
802-131CSR	1X3/4	21/32	13/16	1-13/16	1-9/16	3-19/32	1-23/32	1- 3/8	.22
802-164CSR <sup>1</sup>	1-1/4X1/4	27/32	2-13/16	2- 1/8	3-13/32	4- 7/32	2- 3/32	27/32	.44
802-166CSR	1-1/4X1/2	7/16	1- 1/8	1-11/16	1-27/32	3-13/32	2- 3/32	1- 3/16	.26
802-168CSR	1-1/4X1	27/32	1	2-1/8	1-29/32	4-1/4	2- 3/32	1-11/16	.36
802-207CSR <sup>1</sup>	1-1/2X1/4	27/32	1-31/32	2- 1/4	2-9/16	4-1/2	2-11/32	1- 3/4	.51
802-211CSR	1-1/2X1	27/32	1- 7/32	2- 1/4	2- 1/8	4-15/32	2- 3/8	1-11/16	.43
802-212CSR	1-1/2X1-1/4	1- 1/32	1- 5/32	2- 7/16	2- 3/32	4-7/8	2- 3/8	2- 1/16	.51
802-247CSR	2X1/2	1/2	1-17/32	2	2- 1/4	4	2-27/32	1- 3/16	.48
802-248CSR	2X3/4	19/32	1-13/32	2- 1/8	2- 1/8	4- 1/4	2- 7/8	1- 3/8	.50
802-287CSR	2-1/2X1/2	17/32	1-3/4	2- 5/16	2- 1/2	4-5/8	3- 1/2	1-3/16	.79
802-331CSR <sup>1</sup>	3X1/4	7/8	3-3/4	2-3/4	4-11/32	5-1/2	4-7/32	27/32	1.37
802-413CSR <sup>1</sup>	4X1/4	27/32	4-13/32	3-1/8	5	6-1/4	5- 1/4	27/32	2.07

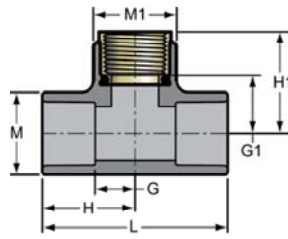
<sup>1</sup> Sized with Bushing



Schedule 80 CPVC Technical  
**Schedule 80 CPVC Fittings**

**Tee - Brass Transition**

Socket x Socket x Fipt With Brass Thread Insert

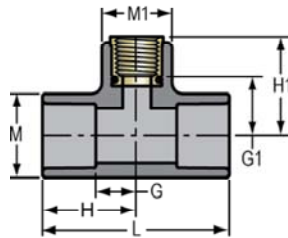


Part Number	Size	G	G1	H	H1	L	M	M1	Approx. Wt. (Lbs.)
802-005CBR	1/2	7/8	31/32	1- 7/16	1-17/32	2- 5/8	1- 5/32	1- 7/32	.16
802-007CBR	3/4	17/32	1- 5/32	1-17/32	1-13/16	3- 1/16	1-13/32	1- 3/8	.22

Not intended to convey or dispense water for human consumption through drinking or cooking

**Tee - Brass Transition Reducing**

Socket x Socket x Fipt With Brass Thread Insert

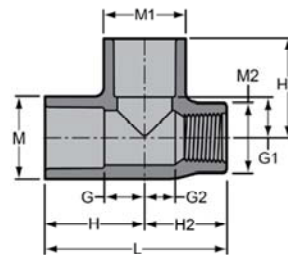


Part Number	Size	G	G1	H	H1	L	M	M1	Approx. Wt. (Lbs.)
802-101CBR	3/4X1/2	7/16	1- 1/32	1- 7/16	1- 5/8	2-29/32	1-13/32	1- 3/16	.19

Not intended to convey or dispense water for human consumption through drinking or cooking

**Tee - Reducing**

Socket x Fipt x Socket



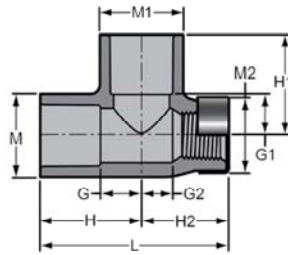
Part Number	Size	G	G1	G2	H	H1	H2	L	M	M1	M2	Approx. Wt. (Lbs.)
803-095C	3/4X1/2X3/4	11/16	11/16	11/16	1-11/16	1-11/16	1-13/32	3- 3/32	1-13/32	1-13/32	1-3/16	.15

Schedule 80 CPVC Technical  
**Schedule 80 CPVC Fittings**



**Tee - Special Reinforced Reducing**

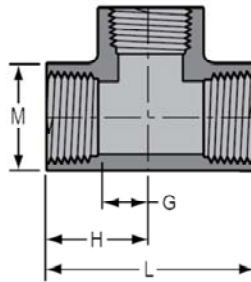
Socket x SR Fipt - Stainless Steel Collar x Socket



Part Number	Size	G	G1	G2	H	H1	H2	L	M	M1	M2	Approx. Wt. (Lbs.)
803-095CSR	3/4X1/2X3/4	11/16	11/16	11/16	1-11/16	1-11/16	1-13/32	3- 1/8	1-13/32	1-13/32	1-7/32	.16

**Tee**

Fipt x Fipt x Fipt

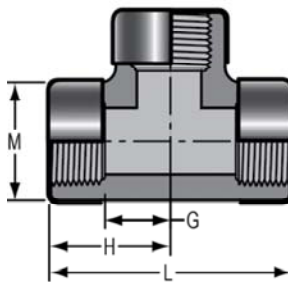


Part Number	Size	G	H	L	M	Approx. Wt. (Lbs.)
805-002C	1/4	1/2	1- 3/32	2- 3/16	27/32	.05
805-003C	3/8	9/16	1- 5/32	2- 5/16	15/16	.07
805-005C	1/2	17/32	1- 1/4	2-15/32	1- 3/16	.11
805-007C	3/4	21/32	1-15/32	2-15/16	1- 1/2	.20
805-010C	1	7/8	1-23/32	3-7/16	1-27/32	.28
805-012C	1-1/4	15/16	1-31/32	3-29/32	2- 1/4	.55
805-015C	1-1/2	1-3/8	2- 3/16	4- 3/8	2-7/16	.62
805-020C	2	1- 5/8	2- 5/8	5- 1/4	3	1.15
805-025C	2-1/2	1-19/32	3- 1/8	6-9/32	3-9/16	1.76
805-030C	3	1-15/16	3- 9/16	7- 3/32	4-11/32	2.92
805-040C	4	2-15/32	4-3/16	8-3/8	5-13/32	4.35
805-060CF <sup>1</sup>	6	9	10-1/2	20-15/16	7-3/16	21.55
805-080CF <sup>1</sup>	8	10-7/8	12-5/8	25-5/16	9-5/16	41.95

<sup>1</sup> Sized with Bushing  
 \* Fabricated

**Tee - Special Reinforced**

SR Fipt x SR Fipt x SR Fipt - Stainless Steel Collar



Part Number	Size	G	H	L	M	Approx. Wt. (Lbs.)
805-002CSR	1/4	17/32	1- 1/8	2- 1/4	27/32	.06
805-003CSR	3/8	9/16	1- 3/16	2-11/32	31/32	.08
805-005CSR	1/2	17/32	1- 1/4	2- 1/2	1- 3/16	.14

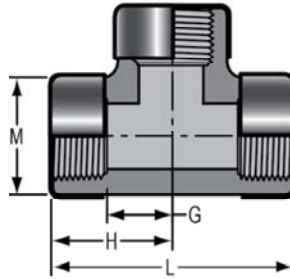


Schedule 80 CPVC Technical  
**Schedule 80 CPVC Fittings**

**Tee - Special Reinforced**

SR Fipt x SR Fipt x SR Fipt - Stainless Steel Collar

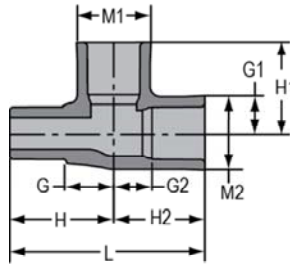
(Continued)



Part Number	Size	G	H	L	M	Approx. Wt. (Lbs.)
805-007CSR	3/4	19/32	1-11/32	2-11/16	1- 3/8	.16
805-010CSR	1	7/8	1-25/32	3- 9/16	1-11/16	.33
805-015CSR	1-1/2	1-1/4	2-7/32	4-7/16	2-13/32	.70
805-020CSR	2	1-21/32	2-21/32	5-5/16	3	1.26

**Tee - Street**

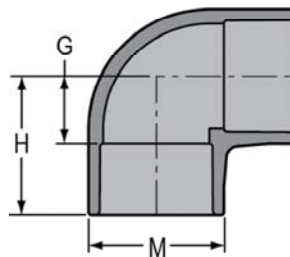
Spigot x Socket x Socket



Part Number	Size	G	G1	G2	H	H1	H2	L	M1	Approx. Wt. (Lbs.)
844-005C	1/2	25/32	19/32	19/32	1-11/16	1-15/32	1-15/32	3- 5/32	1- 3/16	.10
844-007C	3/4	15/16	11/16	11/16	1-15/16	1-11/16	1-11/16	3- 5/8	1-13/32	.16
844-010C	1	1- 3/32	7/8	7/8	2- 7/32	2	2	4- 7/32	1- 3/4	.26
844-012C	1-1/4	1-5/16	1-1/32	1-1/32	2-9/16	2-9/32	2-9/32	4-27/32	2-1/8	.41
844-015C	1-1/2	1-7/16	1-3/16	1-3/16	2-13/16	2- 9/16	2- 9/16	5-3/8	2-3/8	.54
844-020C	2	1-23/32	1- 7/16	1-7/16	3- 1/4	2-15/16	2-15/16	6-3/16	2- 7/8	.83

**90° EII**

Socket x Socket



Part Number	Size	G	H	M	Approx. Wt. (Lbs.)
806-002C	1/4	13/32	1-1/32	13/16	.03
806-003C	3/8	15/32	1-7/32	31/32	.04
806-005C	1/2	9/16	1-15/32	1- 3/16	.08
806-007C	3/4	11/16	1-11/16	1-13/32	.12
806-010C	1	7/8	2	1- 3/4	.20
806-012C	1-1/4	1-1/32	2- 9/32	2-3/32	.31
806-015C	1-1/2	1- 5/32	2- 9/16	2-11/32	.41
806-020C	2	1-13/32	2-15/16	2- 7/8	.62

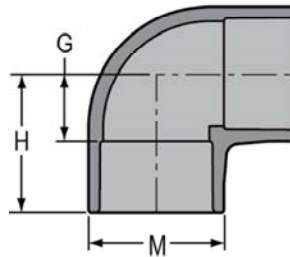
Schedule 80 CPVC Technical  
**Schedule 80 CPVC Fittings**



**90° EII**

Socket x Socket

(Continued)

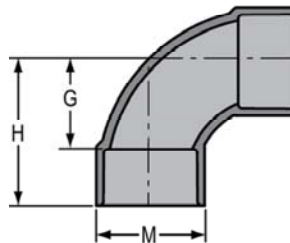


Part Number	Size	G	H	M	Approx. Wt. (Lbs.)
806-025C	2-1/2	1-1/2	3-3/8	3-1/2	1.14
806-030C	3	2-1/16	4	4-3/16	1.75
806-040C	4	2-19/32	4-27/32	5-1/4	2.92
806-050C	5	3-3/16	5-13/16	6-3/8	4.62
806-050CF*	5	6-9/16	9-9/16	6-5/16	7.40
806-060C	6	3-13/16	6-13/16	7-19/32	7.97
806-080C	8	4-25/32	8-25/32	9-3/4	15.11
806-080CF*	8	9-1/4	13-1/2	9-5/8	21.14
806-100C	10	5-25/32	10-13/16	12-1/16	27.41
806-100CF*	10	11-13/16	17-1/16	11-15/16	41.40
806-120C	12	7	13	14-1/4	45.01
806-120CF*	12	13-5/8	19-7/8	14-1/8	59.42
806-140C	14	7-1/2	14-1/2	15-9/16	55.89
806-140CF*	14	16	23	15-1/2	86.71
806-160CF*	16	18-7/16	26-7/16	17-11/16	141.62
806-180CF*	18	20-7/8	29-7/8	19-7/8	175.61
806-200CF*	20	23-5/16	33-5/16	22-1/16	260.13
806-240CF*	24	28-1/4	40-1/4	26-7/16	422.00

\* Fabricated

**90° EII - Sweep**

Socket x Socket



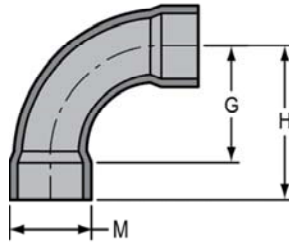
Part Number	Size	G	H	M	Approx. Wt. (Lbs.)
806-005SC	1/2	27/32	1-23/32	1-3/16	.09
806-007SC	3/4	1-1/16	2-1/16	1-13/32	.13
806-010SC	1	1-5/16	2-7/16	1-3/4	.23
806-012SC	1-1/4	1-9/16	2-27/32	2-3/32	.35
806-015SC	1-1/2	1-3/4	3-5/32	2-3/8	.43
806-020SC	2	2-5/16	3-13/16	2-7/8	.81



Schedule 80 CPVC Technical  
**Schedule 80 CPVC Fittings**

**90° EII - Long Sweep**

Socket x Socket

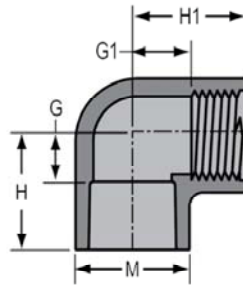


Part Number	Size	G	H	M	Approx. Wt. (Lbs.)
806-005LSCF*	1/2	1- 7/8	2- 3/4	1- 1/8	.15
806-007LSCF*	3/4	2- 7/16	3- 7/16	1- 7/16	.26
806-010LSCF*	1	2- 7/8	4	1-11/16	.40
806-012LSCF*	1-1/4	3- 5/8	4- 7/8	2- 1/16	.56
806-015LSCF*	1-1/2	4- 1/8	5- 1/2	2- 5/16	.65
806-020LSCF*	2	4- 3/4	6-1/4	2-13/16	1.18
806-025LSCF*	2-1/2	5-3/4	7-3/4	3-7/16	1.70
806-030LSCF*	3	7	9	4- 1/8	2.46
806-040LSCF*	4	9	11- 1/4	5- 3/16	4.85
806-060LSCF*	6	13	16- 1/4	7- 1/2	11.76
806-080LSCF*	8	23-1/2	27-3/4	9-5/8	31.25
806-100LSCF*	10	27	32-1/4	11-15/16	54.83

\* Fabricated

**90° EII**

Socket x Fipt



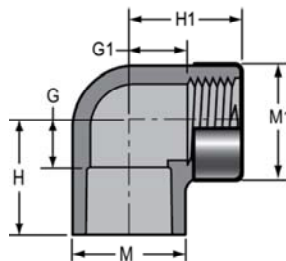
Part Number	Size	G	G1	H	H1	M	Approx. Wt. (Lbs.)
807-002C	1/4	5/16	11/32	15/16	15/16	7/8	.03
807-003C	3/8	1/4	7/16	1- 1/32	1- 1/32	1- 1/32	.05
807-005C	1/2	15/32	9/16	1-11/32	1- 9/32	1- 3/16	.08
807-007C	3/4	9/16	11/16	1- 9/16	1-13/32	1- 3/8	.10
807-010C	1	11/16	3/4	1-7/8	1-11/16	1-23/32	.19
807-012C	1-1/4	23/32	1- 1/32	1-31/32	1-31/32	2- 1/16	.29
807-015C	1-1/2	31/32	1- 7/32	2-11/32	2- 5/32	2-3/8	.40
807-020C	2	1-13/32	1-1/2	2-15/16	2-1/2	3	.84
807-030C	3	1-13/16	2-1/4	3-11/16	3- 9/16	4-1/4	1.99
807-040C	4	2-3/8	2-13/16	4- 9/16	4-7/32	5- 1/4	2.94

Schedule 80 CPVC Technical  
**Schedule 80 CPVC Fittings**



**90° EII - Special Reinforced**

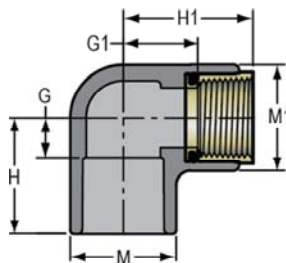
Socket x SR Fipt - Stainless Steel Collar



Part Number	Size	G	G1	H	H1	M	M1	Approx. Wt. (Lbs.)
<a href="#">807-005CSR</a>	1/2	15/32	23/32	1-11/32	1- 9/32	1- 3/16	1- 7/32	.09
<a href="#">807-007CSR</a>	3/4	9/16	21/32	1- 9/16	1-13/32	1- 3/8	1- 3/8	.11
<a href="#">807-010CSR</a>	1	19/32	13/16	1-23/32	1-23/32	1-11/16	1-23/32	.21
<a href="#">807-012CSR</a>	1-1/4	23/32	1- 1/32	1-31/32	1-31/32	2- 1/16	2- 1/16	.31
<a href="#">807-015CSR</a>	1-1/2	31/32	1- 5/32	2- 3/8	2- 1/8	2-11/32	2- 7/16	.42
<a href="#">807-020CSR</a>	2	1-13/32	1- 1/2	2-15/16	2-17/32	3	3-1/32	.87
<a href="#">807-030CSR</a>	3	1-13/16	2- 7/32	3-23/32	3- 9/16	4- 9/32	4- 9/32	1.98
<a href="#">807-040CSR</a>	4	2- 9/32	2-25/32	4- 9/16	4- 7/32	5- 1/4	5- 1/4	3.03

**90° EII - Brass Transition**

Socket x Fipt With Brass Thread Insert



Part Number	Size	G	G1	H	H1	M	M1	Approx. Wt. (Lbs.)
<a href="#">807-005CBR</a>	1/2	13/32	31/32	1- 9/32	1-17/32	1- 5/32	1- 3/16	.14
<a href="#">807-007CBR</a>	3/4	17/32	1-1/16	1-17/32	1-11/16	1- 3/8	1-3/8	.21

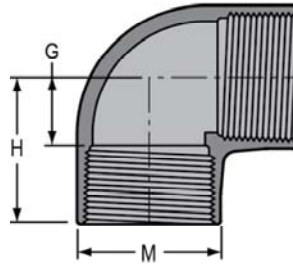
**Not intended to convey or dispense water for human consumption through drinking or cooking**



Schedule 80 CPVC Technical  
**Schedule 80 CPVC Fittings**

**90° EII**

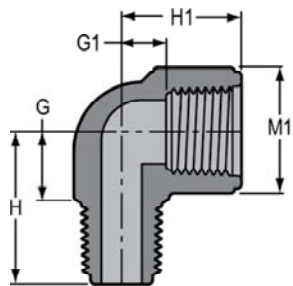
Fipt x Fipt



Part Number	Size	G	H	M	Approx. Wt. (Lbs.)
808-002C	1/4	11/32	15/16	7/8	.03
808-003C	3/8	9/16	1- 5/32	15/16	.05
808-005C	1/2	1/2	1- 7/32	1- 9/32	.08
808-007C	3/4	5/8	1- 3/8	1- 3/8	.12
808-010C	1	11/16	1-9/16	1-23/32	.21
808-012C	1-1/4	1	1-15/16	2- 1/16	.31
808-015C	1-1/2	1	2- 3/32	2- 7/16	.47
808-020C	2	1-17/32	2-17/32	3	.92
808-025C	2-1/2	1-9/16	3-1/8	3-1/2	1.25
808-030C	3	1-7/8	3-1/2	4-9/32	2.37
808-040C	4	2-11/16	4-3/16	5-1/4	3.15

**90° Street EII**

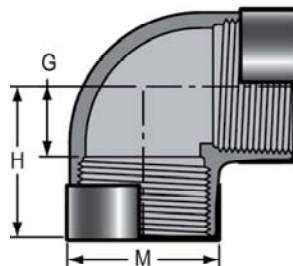
Mipt x Fipt



Part Number	Size	G	G1	H	H1	M1	Approx. Wt. (Lbs.)
812-002C	1/4	9/16	1/4	1-1/16	27/32	13/16	.02
812-005C	1/2	23/32	13/32	1-11/32	1-1/8	1-3/16	.06
812-007C	3/4	7/8	17/32	1-1/2	1-1/4	1-7/16	.09
812-010C	1	1- 1/32	21/32	1-13/16	1- 9/16	1-23/32	.16

**90° EII - Special Reinforced**

SR Fipt x SR Fipt - Stainless Steel Collar



Part Number	Size	G	H	M	Approx. Wt. (Lbs.)
808-003CSR	3/8	9/16	1-5/32	31/32	.07
808-005CSR	1/2	1/2	1- 7/32	1- 3/16	.10
808-007CSR	3/4	5/8	1- 3/8	1- 3/8	.14

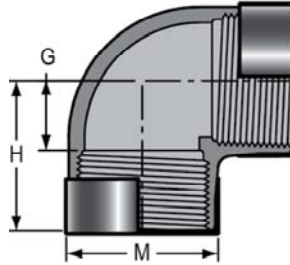
Schedule 80 CPVC Technical  
**Schedule 80 CPVC Fittings**



**90° EII - Special Reinforced**

SR Fipt x SR Fipt - Stainless Steel Collar

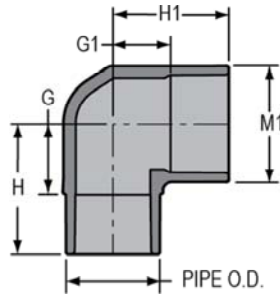
(Continued)



Part Number	Size	G	H	M	Approx. Wt. (Lbs.)
808-010CSR	1	25/32	1-11/16	1-23/32	.24
808-012CSR	1-1/4	15/16	1- 7/8	2- 1/16	.36
808-015CSR	1-1/2	1- 1/32	2- 1/8	2- 7/16	.52
808-020CSR	2	1-19/32	2- 1/2	3	.96

**90° Street EII**

Spigot x Socket



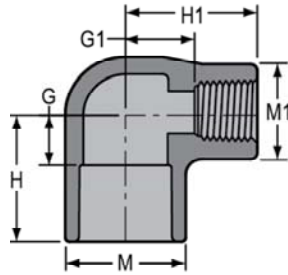
Part Number	Size	G	G1	H	H1	M1	Approx. Wt. (Lbs.)
809-005C	1/2	25/32	19/32	1-11/16	1-15/32	1-3/16	.07
809-007C	3/4	29/32	11/16	1-15/16	1-11/16	1-13/32	.11
809-010C	1	1-3/32	27/32	2- 7/32	2	1-23/32	.20
809-012C	1-1/4	1-5/16	1-1/32	2-9/16	2-9/32	2- 3/32	.31
809-015C	1-1/2	1- 7/16	1- 3/16	2-13/16	2- 9/16	2- 3/8	.42
809-020C	2	1- 3/4	1- 7/16	3- 1/4	2-31/32	2- 7/8	.64
809-025C <sup>1</sup>	2-1/2	3-3/8	1-1/2	5-1/4	3- 3/8	3-1/2	1.41
809-030C	3	2- 3/8	1-13/16	4- 1/4	3-11/16	4- 3/16	1.70
809-040C	4	3-1/32	2-9/32	5-9/32	4-9/16	5- 1/4	2.94
809-060C <sup>1</sup>	6	5-13/16	3-13/16	8-13/16	6-13/16	7- 9/16	9.27
809-080C <sup>1</sup>	8	7-1/8	5	11-1/8	8-7/8	9- 3/4	17.33
809-100C <sup>1</sup>	10	8-7/8	5-7/8	13-7/8	10-7/8	12- 1/16	34.95
809-100CF*	10	14-5/16	11-13/16	20-5/16	17-1/16	11-15/16	42.52
809-120C <sup>1</sup>	12	11	7	17	13	14-5/16	57.29
809-120CF*	12	16-5/8	13-5/8	23-5/8	19-7/8	14-1/8	74.92
809-140C <sup>1</sup>	14	11-1/2	7-1/2	18-1/2	14-1/2	15-9/16	70.92
809-140CF*	14	19-1/2	16	27-1/2	23	15-1/2	112.42
809-160CF*	16	22-7/16	18-7/16	31-7/16	26-7/16	17-11/16	164.40
809-180CF*	18	25-3/8	20-7/8	35-3/8	29-7/8	19-7/8	200.00
809-200CF*	20	28-5/16	23-5/16	39-5/16	33-5/16	22-1/16	294.00
809-240CF*	24	34-1/4	28-1/4	47-1/4	40-1/4	26-7/16	546.72



Schedule 80 CPVC Technical  
**Schedule 80 CPVC Fittings**

**90° EII - Reducing**

Socket x Fipt



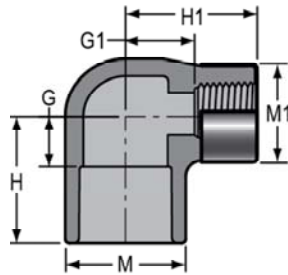
Part Number	Size	G	G1	H	H1	M	M1	Approx. Wt. (Lbs.)
807-101C	3/4X1/2	1/2	13/16	1-1/2	1-17/32	1-13/32	1-3/16	.11
807-130C <sup>1</sup>	1X1/2	7/8	1-15/32	2	2-3/16	1-23/32	1-23/32	.26
807-131C <sup>1</sup>	1X3/4	7/8	1-17/32	2	2-1/4	1-23/32	1-23/32	.15

<sup>1</sup> Sized with Bushing



**90° EII - Special Reinforced Reducing**

Socket x SR Fipt - Stainless Steel Collar



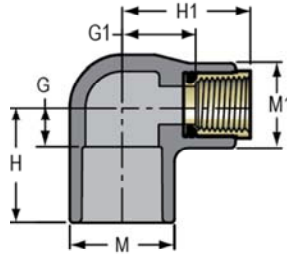
Part Number	Size	G	G1	H	H1	M	M1	Approx. Wt. (Lbs.)
807-101CSR	3/4X1/2	1/2	13/16	1-17/32	1-17/32	1-13/32	1-3/16	.11
807-130CSR	1X1/2	9/16	1	1-23/32	1-5/8	1-23/32	1-3/16	.13

Schedule 80 CPVC Technical  
**Schedule 80 CPVC Fittings**



**90° EII - Brass Transition Reducing**

Socket x Fipt With Brass Thread Insert

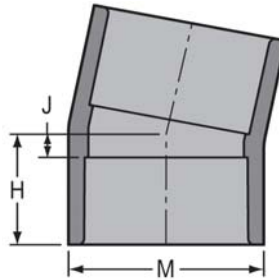


Part Number	Size	G	G1	H	H1	M	M1	Approx. Wt. (Lbs.)
807-101CBR	3/4X1/2	1/2	1-3/32	1- 1/2	1- 5/8	1-13/32	1- 3/16	.17

*Not intended to convey or dispense water for human consumption through drinking or cooking*

**11-1/4° EII**

Socket x Socket



Part Number	Size	H	J	M	Approx. Wt. (Lbs.)
811-005CF*	1/2	1-5/16	5/16	1-1/8	.06
811-007CF*	3/4	1-5/16	5/16	1-3/8	.08
811-010CF*	1	1-9/16	5/16	1-11/16	.14
811-012CF*	1-1/4	2	1/2	2-1/16	.25
811-015C	1-1/2	1-19/32	7/32	2- 3/8	.25
811-020C	2	1-23/32	7/32	2-27/32	.35
811-025CF*	2-1/2	2-11/16	11/16	3- 7/16	.88
811-030C	3	2- 3/16	5/16	4-5/32	.91
811-040C	4	2-21/32	3/8	5- 1/4	1.58
811-050CF*	5	3-13/16	13/16	6-5/16	3.41
811-060CF*	6	4- 1/4	1	7- 1/2	4.68
811-080CF*	8	5- 3/8	1- 1/8	9- 5/8	8.72
811-100CF*	10	6-11/16	1- 7/16	11-15/16	15.81
811-120CF*	12	7-13/16	1- 9/16	14- 1/8	26.65
811-140CF*	14	9	2	15- 1/2	35.90
811-160CF*	16	10- 3/8	2- 3/8	17-11/16	55.59
811-180CF*	18	11- 3/4	2- 3/4	19- 7/8	83.44
811-200CF*	20	13-1/8	3-1/8	22-1/16	99.90
811-240CF*	24	15-13/16	3-13/16	26-7/16	196.95

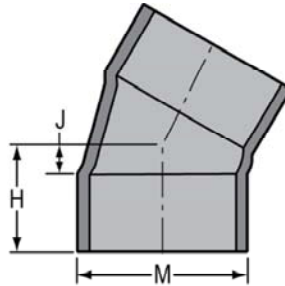
\* Fabricated



Schedule 80 CPVC Technical  
**Schedule 80 CPVC Fittings**

**30° EII**

Socket x Socket

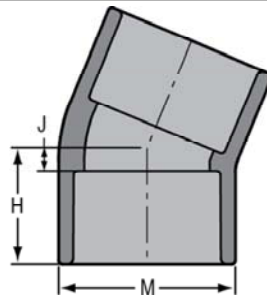


Part Number	Size	H	J	M	Approx. Wt. (Lbs.)
815-005CF*	1/2	1- 7/16	7/16	1- 1/8	.06
815-007CF*	3/4	1- 7/16	7/16	1- 3/8	.11
815-010CF*	1	1- 3/4	1/2	1-11/16	.15
815-012CF*	1-1/4	2- 3/16	11/16	2- 1/16	.24
815-015CF*	1-1/2	2- 3/16	11/16	2- 5/16	.37
815-020CF*	2	2- 1/2	3/4	2-13/16	.55
815-025CF*	2-1/2	3	1	3- 7/16	.92
815-030CF*	3	3- 5/16	1- 1/16	4- 1/8	1.43
815-040CF*	4	3- 7/16	1- 3/16	5- 3/16	2.15
815-050CF*	5	4-3/8	1-3/8	6-5/16	3.22
815-060C	6	4-13/16	1-13/16	7-5/8	5.89
815-080CF*	8	6- 3/16	1-15/16	9- 5/8	10.04
815-100CF*	10	7- 3/4	2- 1/2	11-15/16	17.68
815-120CF*	12	9- 1/16	2-13/16	14- 1/8	30.39
815-140CF*	14	10- 7/16	3- 7/16	15- 1/2	42.92
815-160CF*	16	11-15/16	3-15/16	17-11/16	64.23
815-180CF*	18	13-1/2	4-1/2	19- 7/8	92.38
815-200CF*	20	15	5	22-1/16	109.88
815-240CF*	24	18-1/8	6-1/8	26-7/16	185.25

\* Fabricated

**22-1/2° EII**

Socket x Socket



Part Number	Size	H	J	M	Approx. Wt. (Lbs.)
816-005C	1/2	1- 1/16	3/16	1- 5/32	.06
816-007C	3/4	1- 3/16	7/32	1-13/32	.08
816-010C	1	1-11/32	7/32	1-23/32	.14
816-010CF*	1	1-11/16	7/16	1-11/16	.18
816-012C	1-1/4	1- 1/2	1/4	2- 3/32	.20
816-015C	1-1/2	1-21/32	9/32	2-11/32	.27
816-015CF*	1-1/2	2-1/8	5/8	2-5/16	.31
816-020C	2	1- 7/8	3/8	2-27/32	.43
816-025C	2-1/2	2- 7/32	15/32	3- 1/2	.72

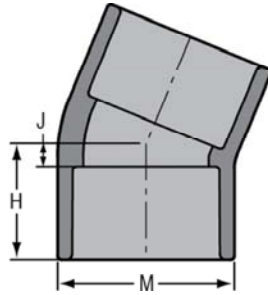
Schedule 80 CPVC Technical  
**Schedule 80 CPVC Fittings**



**22-1/2° EII**

Socket x Socket

(Continued)

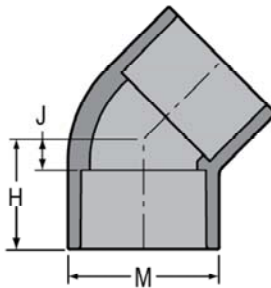


Part Number	Size	H	J	M	Approx. Wt. (Lbs.)
816-025CF*	2-1/2	2- 7/8	7/8	3- 7/16	.81
816-030C	3	2-3/8	1/2	4- 5/32	1.00
816-040C	4	2- 7/8	5/8	5- 1/4	1.71
816-050CF*	5	4-1/8	1-1/8	6-5/16	3.22
816-060C	6	3-15/16	7/8	7- 9/16	4.59
816-060CF*	6	4- 5/8	1- 3/8	7- 1/2	5.16
816-080C	8	5- 1/16	1- 1/32	9- 3/4	8.59
816-080CF*	8	5- 7/8	1- 5/8	9- 5/8	9.36
816-100CF*	10	7- 5/16	2- 1/16	11-15/16	17.59
816-120CF*	12	8- 9/16	2- 5/16	14- 1/8	29.69
816-140CF*	14	9-13/16	2-13/16	15- 1/2	37.75
816-160CF*	16	11- 5/16	3- 5/16	17-11/16	57.95
816-180CF*	18	12- 3/4	3- 3/4	19- 7/8	86.42
816-200CF*	20	14-1/4	4-1/4	22-1/16	103.22
816-240CF*	24	17-3/16	5-3/16	26-7/16	205.70

\* Fabricated

**45° EII**

Socket x Socket



Part Number	Size	H	J	M	Approx. Wt. (Lbs.)
817-002C	1/4	13/16	5/32	27/32	.02
817-003C	3/8	15/16	3/16	1	.03
817-005C	1/2	1-1/8	1/4	1-3/16	.06
817-007C	3/4	1-5/16	5/16	1-7/16	.09
817-010C	1	1-7/16	5/16	1-23/32	.16
817-012C	1-1/4	1-5/8	3/8	2-1/8	.22
817-015C	1-1/2	1-13/16	7/16	2-3/8	.29
817-020C	2	2-1/8	5/8	2-7/8	.47
817-025C	2-1/2	2-7/16	11/16	3-1/2	.82
817-030C	3	2-25/32	29/32	4-1/8	1.21
817-040C	4	3-5/16	1-1/16	5-1/4	2.14
817-050C	5	4	1-3/8	6-13/32	3.30
817-050CF*	5	4-7/8	1-7/8	6-5/16	3.85
817-060C	6	4-3/4	1-3/4	7-9/16	5.58

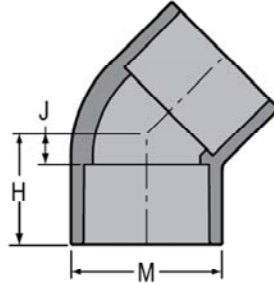


Schedule 80 CPVC Technical  
**Schedule 80 CPVC Fittings**

**45° EII**

(Continued)

Socket x Socket

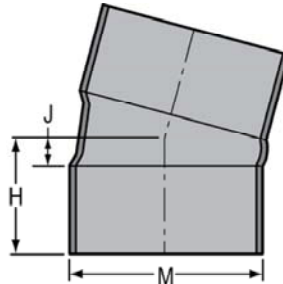


Part Number	Size	H	J	M	Approx. Wt. (Lbs.)
817-080C	8	6	2	9-3/4	10.64
817-100C	10	7-5/8	2-19/32	12-1/8	20.08
817-100CF*	10	8-11/16	3- 7/16	11-15/16	19.37
817-120C	12	9-3/16	3-1/8	14-9/32	32.86
817-120CF*	12	10- 1/8	3- 7/8	14- 1/8	32.40
817-140C	14	10-11/32	3- 5/16	15- 5/8	43.00
817-140CF*	14	11- 9/16	4- 9/16	15- 1/2	41.37
817-160CF*	16	13- 5/16	5- 5/16	17-11/16	64.66
817-180CF*	18	15	6	19- 7/8	88.48
817-200CF*	20	16- 3/4	6- 3/4	22- 1/16	124.66
817-240CF*	24	20- 3/16	8- 3/16	26- 7/16	207.66

\* Fabricated

**15° EII**

Socket x Socket



Part Number	Size	H	J	M	Approx. Wt. (Lbs.)
818-005CF*	1/2	1-5/16	5/16	1-1/8	.13
818-007CF*	3/4	1-5/16	5/16	1-3/8	.08
818-010CF*	1	1-5/8	3/8	1-11/16	.15
818-012CF*	1-1/4	2	1/2	2-1/16	.25
818-015CF*	1-1/2	2	1/2	2-5/16	.26
818-020CF*	2	2- 5/16	9/16	2-13/16	.48
818-025CF*	2-1/2	2- 3/4	3/4	3- 7/16	.88
818-030CF*	3	3	3/4	4- 1/8	1.25
818-040CF*	4	3- 1/8	7/8	5- 3/16	1.79
818-050CF*	5	3-15/16	15/16	6-5/16	3.08
818-060CF*	6	4- 3/8	1- 1/8	7- 1/2	4.77
818-080CF*	8	5-1/2	1- 1/4	9- 5/8	8.81
818-100CF*	10	6-15/16	1-11/16	11-15/16	17.29
818-120CF*	12	8- 1/16	1-13/16	14- 1/8	27.73
818-140CF*	14	9- 5/16	2- 5/16	15- 1/2	40.74
818-160CF*	16	10-11/16	2-11/16	17-11/16	59.47

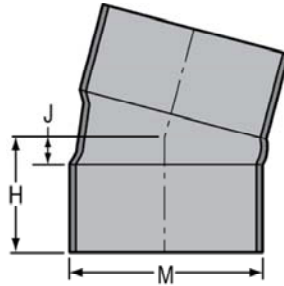
Schedule 80 CPVC Technical  
**Schedule 80 CPVC Fittings**



**15° EII**

Socket x Socket

(Continued)

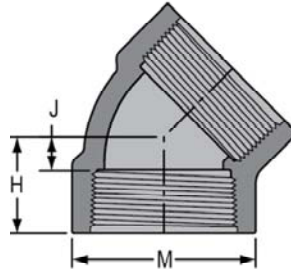


Part Number	Size	H	J	M	Approx. Wt. (Lbs.)
818-180CF*	18	12- 1/16	3- 1/16	19- 7/8	83.44
818-200CF*	20	13-1/2	3-1/2	22-1/16	99.90
818-240CF*	24	16-1/4	4-1/4	26-7/16	202.28

\* Fabricated

**45° EII**

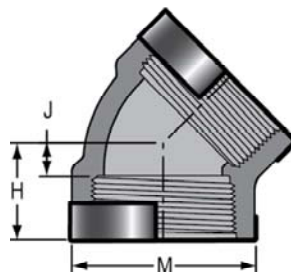
Fipt x Fipt



Part Number	Size	H	J	M	Approx. Wt. (Lbs.)
819-002C	1/4	3/4	5/32	27/32	.03
819-003C	3/8	25/32	3/16	1	.03
819-005C	1/2	31/32	1/4	1- 3/16	.07
819-007C	3/4	1-1/32	5/16	1- 3/8	.07
819-010C	1	1- 7/32	5/16	1-11/16	.14
819-012C	1-1/4	1-3/8	3/8	2- 3/16	.25
819-015C	1-1/2	1-25/32	7/16	2- 1/2	.32
819-020C	2	1-11/16	5/8	3	.48
819-025C	2-1/2	2-1/16	1-1/16	3- 1/2	1.24
819-030C	3	2-23/32	1-7/32	4- 9/32	1.91
819-040C	4	3- 1/4	1-3/4	5- 1/4	3.33

**45° EII - Special Reinforced**

SR Fipt x SR Fipt - Stainless Steel Collar



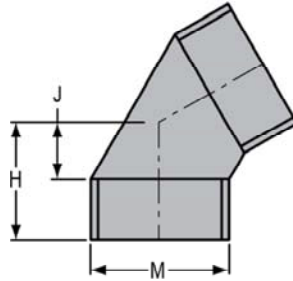
Part Number	Size	H	J	M	Approx. Wt. (Lbs.)
819-005CSR	1/2	1	5/16	1- 3/16	.09
819-007CSR	3/4	1- 1/8	13/32	1- 3/8	.11
819-010CSR	1	1- 1/4	13/32	1-23/32	.17



Schedule 80 CPVC Technical  
**Schedule 80 CPVC Fittings**

**60° EII**

Socket x Socket

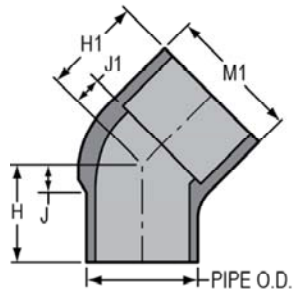


Part Number	Size	H	J	M	Approx. Wt. (Lbs.)
824-005CF*	1/2	1- 5/8	5/8	1- 1/8	.11
824-007CF*	3/4	1-11/16	11/16	1- 3/8	.08
824-010CF*	1	2	3/4	1-11/16	.17
824-012CF*	1-1/4	2- 1/2	1	2- 1/16	.35
824-015CF*	1-1/2	2- 5/8	1- 1/8	2-5/16	.36
824-020CF*	2	3	1- 1/4	2-13/16	.59
824-025CF*	2-1/2	3- 9/16	1- 9/16	3- 7/16	1.04
824-030CF*	3	4	1- 3/4	4- 1/8	1.51
824-040CF*	4	4- 5/16	2- 1/16	5- 3/16	2.31
824-060CF*	6	6- 1/8	2- 7/8	7- 1/2	5.92
824-080CF*	8	7- 3/4	3- 1/2	9- 5/8	10.94
824-100CF*	10	9-11/16	4- 7/16	11-15/16	21.91
824-120CF*	12	11- 5/16	5- 1/16	14- 1/8	31.43
824-140CF*	14	12-15/16	5-15/16	15- 1/2	88.89
824-160CF*	16	14-13/16	6-13/16	17-11/16	126.08
824-180CF*	18	16- 3/4	7- 3/4	19- 7/8	175.81
824-200CF*	20	26-5/8	16-5/8	22-1/16	247.63
824-240CF*	24	32-1/8	20-1/8	26-7/16	415.20

\* Fabricated

**45° Street EII**

Spigot x Socket



Part Number	Size	H	H1	J	J1	M1	Approx. Wt. (Lbs.)
827-005C	1/2	1-3/8	1-1/8	15/32	1/4	1- 3/16	.06
827-007C	3/4	1-9/16	1-3/8	17/32	3/8	1-3/8	.09
827-010C	1	1-25/32	1- 1/2	19/32	11/32	1-23/32	.15
827-012C	1-1/4	2	1-23/32	3/4	15/32	2- 3/32	.24
827-015C	1-1/2	2-3/16	1-29/32	13/16	17/32	2-3/8	.31
827-020C	2	2-7/16	2-1/8	15/16	5/8	2-7/8	.46
827-025C <sup>1</sup>	2-1/2	3-5/16	2-7/16	1-9/16	11/16	3-17/32	1.22
827-030C	3	3-3/16	2-3/4	1-5/16	7/8	4-3/16	1.25
827-040C	4	3-7/8	3-11/32	1-5/8	1-3/32	5- 1/4	2.19
827-050CF*	5	7-3/8	4-7/8	3-3/8	1-7/8	6-5/16	5.28

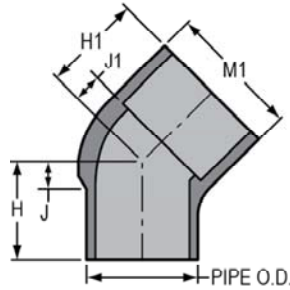
Schedule 80 CPVC Technical  
**Schedule 80 CPVC Fittings**



**45° Street Ell**

Spigot x Socket

(Continued)

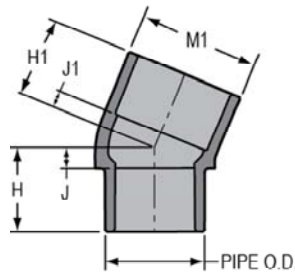


Part Number	Size	H	H1	J	J1	M1	Approx. Wt. (Lbs.)
827-060C	6	5-1/8	4-3/4	2-1/8	1-3/4	7-19/32	5.91
827-080C	8	6-19/32	6	2-9/16	2	9-3/4	11.14
827-100C <sup>1</sup>	10	10-5/8	7-21/32	5-5/8	2-5/8	12	25.44
827-120C <sup>1</sup>	12	12-13/16	9-5/32	6-13/16	3-3/32	14-13/32	45.35
827-140CF*	14	16-1/16	11-9/16	8-1/16	4-9/16	15-1/2	64.42
827-160CF*	16	18-5/16	13-5/16	9-5/16	5-5/16	17-11/16	90.40
827-180CF*	18	20-1/2	15	10-1/2	6	19-7/8	131.11
827-200CF*	20	22-3/4	16-3/4	11-3/4	6-3/4	22-1/16	153.18
827-240CF*	24	27-3/16	20-3/16	14-3/16	8-3/16	26-7/16	123.29

\* Fabricated

**22-1/2° Street Ell**

Spigot x Socket



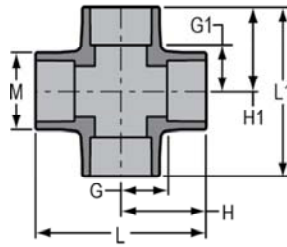
Part Number	Size	H	H1	J	J1	M1	Approx. Wt. (Lbs.)
842-005C	1/2	1-1/8	15/16	1/4	1/32	1-3/16	.05
842-007C	3/4	1-5/16	1-1/8	5/16	1/8	1-3/8	.08
842-010C	1	1-1/2	1-11/32	3/8	7/32	1-23/32	.13
842-012C	1-1/4	1-11/16	1-1/2	7/16	1/4	2-1/16	.20
842-015C	1-1/2	1-27/32	1-11/16	15/32	5/16	2-11/32	.27
842-020C	2	2-1/16	1-7/8	17/32	3/8	2-7/8	.40
842-025C	2-1/2	2-7/32	2-7/32	15/32	15/32	3-1/2	.76
842-030C	3	2-13/32	2-13/32	1-7/32	17/32	4-5/32	1.00
842-040C	4	3	2-7/8	3/4	5/8	5-1/4	1.80
842-060C	6	5-7/8	3-29/32	2-7/8	7/8	7-9/16	6.65
842-080C	8	7-3/32	5-3/32	3-9/32	1-3/32	9-3/4	11.78



**Schedule 80 CPVC Technical**  
**Schedule 80 CPVC Fittings**

**Cross**

Socket x Socket x Socket x Socket

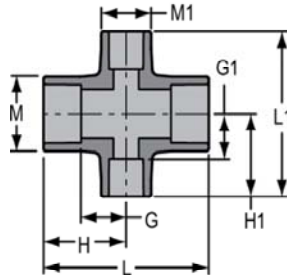


Part Number	Size	G	G1	H	H1	L	L1	M	M1	Approx. Wt. (Lbs.)
820-002C	1/4	13/32	13/32	1- 1/32	1- 1/32	2- 1/16	2- 1/16	13/16	13/16	.05
820-005C	1/2	19/32	19/32	1-15/32	1-15/32	2-15/16	2-15/16	1- 3/16	1- 3/16	.14
820-007C	3/4	5/8	5/8	1- 5/8	1- 5/8	3- 9/32	3- 9/32	1-13/32	1-13/32	.21
820-010C	1	31/32	31/32	2- 3/32	2- 3/32	4-3/16	4-3/16	1-23/32	1-23/32	.39
820-012C	1-1/4	1- 3/32	1- 3/32	2- 3/8	2- 3/8	4- 3/4	4- 3/4	2- 1/8	2- 1/8	.61
820-015C	1-1/2	1- 1/4	1- 1/4	2- 5/8	2- 5/8	5- 1/4	5- 1/4	2- 3/8	2- 3/8	.86
820-020C	2	1- 1/2	1- 1/2	3	3	6	6	3	3	1.40
820-025C	2-1/2	1-11/16	1-11/16	3-7/16	3-7/16	6-7/8	6-7/8	3-17/32	3-17/32	2.17
820-030C	3	2- 3/32	2- 3/32	3-31/32	3-31/32	7-15/16	7-15/16	4-11/32	4-11/32	3.39
820-040C	4	2- 5/8	2- 5/8	4- 7/8	4- 7/8	9- 3/4	9- 3/4	5-1/4	5-1/4	5.50
820-060CF*	6	6- 1/4	6- 1/4	9- 1/2	9- 1/2	19	19	7- 1/2	7- 1/2	16.93
820-080CF*	8	7- 5/8	7- 5/8	11- 7/8	11- 7/8	23- 3/4	23- 3/4	9- 5/8	9- 5/8	30.81
820-100CF*	10	9	9	14- 1/4	14- 1/4	28- 1/2	28- 1/2	11-15/16	11-15/16	68.17
820-120CF*	12	11- 1/4	11- 1/4	17- 1/2	17- 1/2	35	35	14- 1/8	14- 1/8	96.33
820-140CF*	14	12- 1/4	12- 1/4	19- 1/4	19- 1/4	38- 1/2	38- 1/2	15- 1/2	15- 1/2	127.64
820-160CF*	16	13	13	21	21	42	42	17-11/16	17-11/16	175.70
820-180CF*	18	13- 3/4	13- 3/4	22- 3/4	22- 3/4	45- 1/2	45- 1/2	19- 7/8	19- 7/8	233.48

\* Fabricated

**Cross - Reducing**

Socket x Socket x Socket x Socket



Part Number	Size	G	G1	H	H1	L	L1	M	M1	Approx. Wt. (Lbs.)
820-101C <sup>1</sup>	3/4X1/2	5/8	15/16	1-5/8	1-27/32	3-1/4	3-21/32	1-13/32	1-13/32	.26
820-130C <sup>1</sup>	1X1/2	31/32	1-15/32	2-3/32	2-11/32	4-3/16	4-23/32	1-23/32	1-23/32	.53
820-131C	1X3/4	23/32	5/8	1- 5/8	1- 5/8	3- 1/4	3- 1/4	1- 7/8	1- 1/2	.30
820-166C <sup>1</sup>	1-1/4X1/2	1- 3/32	1-3/4	2- 3/8	2-5/8	4- 3/4	5-1/4	2-1/8	2-1/8	.86
820-167C	1-1/4X3/4	3/4	1-1/32	2	2-1/16	4	4-1/16	2- 1/16	1-3/8	.34
820-168C <sup>1</sup>	1-1/4X1	1-3/32	1-15/32	2-3/8	2-19/32	4-3/4	5-3/16	2-1/8	2-1/8	.75
820-200CF*	20	16-3/8	16-3/8	26-3/8	26-3/8	52-3/4	52-3/4	22-1/6	22-1/16	249.75
820-209C <sup>1</sup>	1-1/2X1/2	1-1/4	2-1/16	2-5/8	2-15/16	5- 1/4	5-7/8	2- 3/8	2- 3/8	1.16
820-210C	1-1/2X3/4	11/16	1- 5/32	2- 3/32	2-11/64	4- 3/16	4-11/32	2- 3/8	1-13/32	.41
820-211C <sup>1</sup>	1-1/2X1	1-1/4	1-5/8	2- 5/8	2-25/32	5-1/4	5-3/4	2-3/8	2-3/8	1.11
820-212C <sup>1</sup>	1-1/2X1-1/4	1-1/4	1-19/32	2-5/8	2-27/32	5-1/4	5-11/16	2-3/8	2-3/8	.99

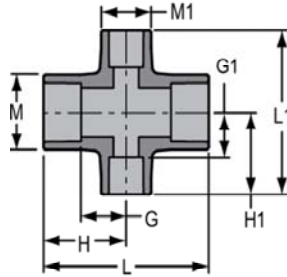
**Schedule 80 CPVC Technical**  
**Schedule 80 CPVC Fittings**



**Cross - Reducing**

Socket x Socket x Socket x Socket

(Continued)



Part Number	Size	G	G1	H	H1	L	L1	M	M1	Approx. Wt. (Lbs.)
820-240CF <sup>+</sup>	24	20-1/4	20-1/4	32-1/4	32-1/4	64-1/2	64-1/2	26-7/16	26-7/16	355.98
820-247C <sup>1</sup>	2X1/2	1-1/2	2-3/8	3	3-1/4	6	6-1/2	3	3	1.99
820-248C <sup>1</sup>	2X3/4	11/16	1- 7/16	2-13/64	2- 7/16	4-13/32	4- 7/8	2-29/32	1-13/32	.55
820-249C <sup>1</sup>	2X1	1- 1/2	2-1/8	3	3-1/4	6	6-1/2	3	3	1.87
820-250C <sup>1</sup>	2X1-1/4	1-1/2	1-15/16	3	3-3/16	6	6-3/8	3	3	1.81
820-289C	2-1/2X1	29/32	1-3/4	2-43/64	2-7/8	5-11/32	5- 3/4	3- 1/2	1- 3/4	1.03
820-290C <sup>1</sup>	2-1/2X1-1/4	1-11/16	2-9/16	3-7/16	3-13/16	6-7/8	7-5/8	3-17/32	3-17/32	3.09
820-291C <sup>1</sup>	2-1/2X1-1/2	1-11/16	2-15/32	3- 7/16	3-27/32	6- 7/8	7-11/16	3-17/32	3-17/32	2.97
820-292C <sup>1</sup>	2-1/2X2	1-11/16	2-3/16	3-7/16	3-23/32	6-7/8	7-7/16	3-17/32	3-17/32	2.76
820-335C <sup>1</sup>	3X1	2-3/32	3-5/32	3-31/32	4-9/32	7-15/16	8-9/16	4-11/32	4-11/32	4.73
820-336C <sup>1</sup>	3X1-1/4	2- 3/32	3- 1/8	3-31/32	4- 3/8	7-15/16	8- 3/4	4-11/32	4-11/32	4.79
820-337C <sup>1</sup>	3X1-1/2									4.73
820-338C <sup>1</sup>	3X2	2- 3/32	2-25/32	3-31/32	4- 5/16	7-15/16	8- 5/8	4-11/32	4-11/32	4.66
820-339C <sup>1</sup>	3X2-1/2	2-3/32	2-1/2	3-31/32	4-9/32	7-15/16	8-9/16	4-11/32	4-11/32	4.25
820-420C <sup>1</sup>	4X2	2- 5/8	3-3/4	4- 7/8	5-1/4	9- 3/4	10-1/2	5-1/4	5-1/4	7.70
820-422C <sup>1</sup>	4X3	2- 5/8	3-5/16	4- 7/8	5-3/16	9- 3/4	10-3/8	5- 1/4	5- 1/4	7.21
820-420CF <sup>+</sup>	4X2	3- 7/8	4- 1/4	6- 1/8	6	12- 1/4	12	5- 3/16	2-13/16	4.14
820-528CF <sup>+</sup>	6X2	4- 5/8	5- 3/16	7- 7/8	6-15/16	15- 3/4	13- 7/8	7- 1/2	2-13/16	12.00
820-530CF <sup>+</sup>	6X3	4- 3/4	5- 3/4	8	8	16	16	7- 1/2	4- 1/8	10.24
820-532CF <sup>+</sup>	6X4	5- 1/4	6- 3/4	8- 1/2	9	17	18	7- 1/2	5- 3/16	12.14
820-578CF <sup>+</sup>	8X2	4-11/16	6- 1/8	8-15/16	7- 7/8	17- 7/8	15- 3/4	9- 5/8	2-13/16	14.84
820-580CF <sup>+</sup>	8X3	5- 3/16	6-11/16	9- 7/16	8-15/16	18- 7/8	17- 7/8	9- 5/8	4- 1/8	16.96
820-582CF <sup>+</sup>	8X4	5- 3/4	7-11/16	10	9-15/16	20	19- 7/8	9- 5/8	5- 3/16	20.46
820-585CF <sup>+</sup>	8X6	6- 3/4	8- 1/16	11	11- 5/16	22	22- 5/8	9- 5/8	7- 1/2	33.37
820-621CF <sup>+</sup>	10X2	4- 3/8	7- 1/8	9- 5/8	8- 7/8	19- 1/4	17-11/16	11-15/16	2-13/16	24.57
820-623CF <sup>+</sup>	10X3	4- 7/8	7-11/16	10- 1/8	9-15/16	20- 1/4	19-13/16	11-15/16	4- 1/8	28.98
820-624CF <sup>+</sup>	10X4	5- 3/8	8-11/16	10- 5/8	10-15/16	21- 1/4	21-13/16	11-15/16	5- 3/16	28.01
820-626CF <sup>+</sup>	10X6	5- 7/8	9- 1/16	11- 1/8	12- 5/16	22- 1/4	24- 5/8	11-15/16	7- 1/2	36.35
820-628CF <sup>+</sup>	10X8	8- 1/4	9-15/16	13- 1/2	14- 3/16	27	28- 3/8	11-15/16	9- 5/8	47.27
820-661CF <sup>+</sup>	12X2	4- 3/4	8	11	9- 3/4	22	19- 1/2	14- 1/8	2-13/16	35.55
820-663CF <sup>+</sup>	12X3	5- 1/4	8- 9/16	11- 1/2	10-13/16	23	21- 5/8	14- 1/8	4- 1/8	45.27
820-664CF <sup>+</sup>	12X4	5- 3/4	9- 9/16	12	11-13/16	24	23- 5/8	14- 1/8	5- 3/16	42.59
820-666CF <sup>+</sup>	12X6	7- 1/4	9-15/16	13- 1/4	13- 3/16	26- 1/2	26- 3/8	14- 1/8	7- 1/2	54.26
820-668CF <sup>+</sup>	12X8	8	10-13/16	14- 1/4	15- 1/16	28- 1/2	30- 1/8	14- 1/8	9- 5/8	58.59
820-670CF <sup>+</sup>	12X10	10-1/4	10-13/16	16-1/2	16- 1/16	33	32- 1/8	14- 1/8	11-15/16	80.00
820-691CF <sup>+</sup>	14X2	5- 3/16	8- 9/16	12- 3/16	10- 5/16	24- 3/8	20- 5/8	15- 1/2	2-13/16	53.24
820-693CF <sup>+</sup>	14X3	5- 3/4	9- 1/8	12- 3/4	11- 3/8	25- 1/2	22- 3/4	15- 1/2	4- 1/8	56.21
820-694CF <sup>+</sup>	14X4	6- 1/2	10- 1/8	13- 1/2	12- 3/8	27	24- 3/4	15- 1/2	5- 3/16	61.76
820-696CF <sup>+</sup>	14X6	8- 1/4	10- 1/2	15- 1/4	13- 3/4	30- 1/2	27- 1/2	15- 1/2	7- 1/2	72.85

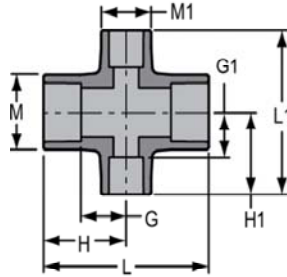


**Schedule 80 CPVC Technical**  
**Schedule 80 CPVC Fittings**

**Cross - Reducing**

Socket x Socket x Socket x Socket

(Continued)



Part Number	Size	G	G1	H	H1	L	L1	M	M1	Approx. Wt. (Lbs.)
820-698CF <sup>†</sup>	14X8	9- 1/4	11- 3/8	16- 1/4	15- 5/8	32- 1/2	31- 1/4	15- 1/2	9- 5/8	84.42
820-700CF <sup>†</sup>	14X10	10- 1/8	11- 3/8	17- 1/8	16- 5/8	34- 1/4	33- 1/4	15- 1/2	11-15/16	90.19
820-702CF <sup>†</sup>	14X12	11	11- 3/8	18	17- 5/8	36	35- 1/4	15- 1/2	14- 1/8	117.29
820-751CF <sup>†</sup>	16X2	5- 7/8	9- 1/2	13- 7/8	11- 1/4	27- 3/4	22- 1/2	17-11/16	2-13/16	77.67
820-753CF <sup>†</sup>	16X3	6- 5/16	10- 1/16	14- 5/16	12- 5/16	28- 5/8	24- 5/8	17-11/16	4- 1/8	81.65
820-754CF <sup>†</sup>	16X4	6- 1/8	11- 1/16	14- 1/8	13- 5/16	28- 1/4	26- 5/8	17-11/16	5- 3/16	80.84
820-756CF <sup>†</sup>	16X6	8- 5/8	11- 7/16	16- 5/8	14-11/16	33- 1/4	29- 3/8	17-11/16	7- 1/2	98.57
820-758CF <sup>†</sup>	16X8	9- 5/8	12- 5/16	17- 5/8	16- 9/16	35- 1/4	33- 1/8	17-11/16	9- 5/8	111.25
820-760CF <sup>†</sup>	16X10	10-5/8	12-5/16	18-5/8	17-9/16	37-1/4	35-1/8	17-11/16	11-15/16	125.38
820-762CF <sup>†</sup>	16X12	11- 5/8	12- 5/16	19- 5/8	18- 9/16	39- 1/4	37- 1/8	17-11/16	14- 1/8	138.83
820-764CF <sup>†</sup>	16X14	12- 3/4	12-11/16	20- 3/4	19-11/16	41- 1/2	39- 3/8	17-11/16	15- 1/2	129.51
820-781CF <sup>†</sup>	18X2	5-13/16	10-3/8	14-13/16	12-1/8	29-5/8	24-1/4	19-7/8	2-13/16	98.27
820-783CF <sup>†</sup>	18X3	6-3/8	10-15/16	15-3/8	13-3/16	30-3/4	26-3/8	19-7/8	4-1/8	102.29
820-784CF <sup>†</sup>	18X4	6- 7/8	11-15/16	15- 7/8	14- 3/16	31- 3/4	28- 3/8	19- 7/8	5- 3/16	106.93
820-786CF <sup>†</sup>	18X6	8- 1/2	12- 5/16	17- 1/2	15- 9/16	35	31- 1/8	19- 7/8	7- 1/2	121.05
820-788CF <sup>†</sup>	18X8	9- 1/2	13- 3/16	18- 1/2	17- 7/16	37	34- 7/8	19- 7/8	9- 5/8	133.90
820-790CF <sup>†</sup>	18X10	10- 1/2	13- 3/16	19- 1/2	18- 7/16	39	36- 7/8	19- 7/8	11-15/16	149.71
820-792CF <sup>†</sup>	18X12	11- 1/2	13- 3/16	20- 1/2	19- 7/16	41	38- 7/8	19- 7/8	14- 1/8	.00
820-794CF <sup>†</sup>	18X14	12- 3/4	13- 9/16	21- 3/4	20- 9/16	43- 1/2	41- 1/8	19-7/8	15- 1/2	165.77
820-796CF <sup>†</sup>	18X16	13- 1/2	14- 3/16	22- 1/2	22- 3/16	45	44- 3/8	19-7/8	17-11/16	172.46
820-814CF <sup>†</sup>	20X4	7-11/16	12-7/8	17-11/16	15-1/8	35-3/8	30-1/4	22-1/16	5-3/16	148.90
820-816CF <sup>†</sup>	20X6	8-7/8	13-1/4	18-7/8	16-1/2	37-3/4	33	22-1/16	7-1/2	165.15
820-818CF <sup>†</sup>	20X8	9-7/8	14-1/8	19-7/8	18-3/8	39-3/4	36-3/4	22-1/16	9-5/8	180.23
820-820CF <sup>†</sup>	20X10	10-7/8	14-1/8	20-7/8	19-3/8	41-3/4	38-3/4	22-1/16	11-15/16	197.78
820-822CF <sup>†</sup>	20X12	11-7/8	14-1/8	21-7/8	20-3/8	43-3/4	40-3/4	22-1/16	14-1/8	217.92
820-824CF <sup>†</sup>	20X14	12-7/8	14-1/2	22-7/8	21-1/2	45-3/4	43	22-1/16	15-1/2	190.94
820-826CF <sup>†</sup>	20X16	14	15-1/8	24	23-1/8	48	46-1/4	22-1/16	17-11/16	210.27
820-828CF <sup>†</sup>	20X18	15	15	25	24	50	48	22-1/16	19-7/8	226.80
820-904CF <sup>†</sup>	24X4	9	14-11/16	21	16-15/16	42	33-7/8	26-7/16	5-3/16	252.62
820-906CF <sup>†</sup>	24X6	9-1/4	15-1/16	21-1/4	18-5/16	42-1/2	36-5/8	26-7/16	7-1/2	257.40
820-908CF <sup>†</sup>	24X8	10-1/4	15-15/16	22-1/4	20-3/16	44-1/2	40-3/8	26-7/16	9-5/8	275.67
820-910CF <sup>†</sup>	24X10	11-1/4	15-15/16	23-1/4	21-3/16	46-1/2	42-3/8	26-7/16	11-15/16	296.39
820-912CF <sup>†</sup>	24X12	12-1/4	15-15/16	24-1/4	22-3/16	48-1/2	44-3/8	26-7/16	14-1/8	325.12
820-914CF <sup>†</sup>	24X14	13-1/4	16-5/16	25-1/4	23-5/16	50-1/2	46-5/8	26-7/16	15-1/2	282.42
820-916CF <sup>†</sup>	24X16	14-3/4	16-15/16	26-3/4	24-15/16	53-1/2	49-7/8	26-7/16	17-11/16	306.44
820-918CF <sup>†</sup>	24X18	15-3/4	16-3/16	27-3/4	25-13/16	55-1/2	51-5/8	26-7/16	19-7/8	246.78
820-920CF <sup>†</sup>	24X20	16-3/4	18-3/8	28-3/4	28-3/16	57-1/2	56-3/8	26-7/16	22-1/16	351.59

<sup>†</sup> Sized with Bushing

\* Fabricated

Schedule 80 CPVC Technical  
**Schedule 80 CPVC Fittings**



**Repair Coupling - Fabricated**

Gasket x Gasket

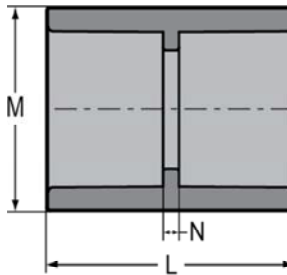


Part Number	Size	L	L1	M	M1	Approx. Wt. (Lbs.)
828-020CF*	2	9- 1/8	6	2-13/16	3- 3/16	1.00
828-030CF*	3	15- 1/2	11- 3/4	4- 1/8	4- 5/8	3.38
828-040CF*	4	19- 1/2	15	5- 3/16	5- 3/4	6.53
828-060CF*	6	23	18-1/4	7- 1/2	8- 1/8	13.41
828-080CF*	8	26-1/8	19	9- 5/8	10- 3/8	23.42
828-100CF*	10	28	21-1/4	11-15/16	13-1/8	37.92
828-120CF*	12	29	21-3/8	14- 1/8	15-3/8	53.28
828-140CF*	14	30	21	15- 1/2	17-1/4	68.61
828-160CF*	16	31	22-1/4	17-11/16	18-7/8	88.02
828-180CF*	18	32	22-5/8	19-7/8	21-7/8	112.44
828-200CF*	20	32	23-1/2	22-1/16	24-1/16	160.38
828-240CF*	24	32	23-1/2	22-7/16	24-13/16	236.00

\* Fabricated

**Coupling**

Socket x Socket



Part Number	Size	L	M	N	Approx. Wt. (Lbs.)
829-002C	1/4	1- 3/8	27/32	3/32	.02
829-003C	3/8	1-5/8	1	3/32	.03
829-005C	1/2	1- 7/8	1-9/32	1/8	.07
829-007C	3/4	2-5/32	1-1/2	1/8	.10
829-010C	1	2-13/32	1-23/32	1/8	.12
829-012C	1-1/4	2-11/16	2-7/32	5/32	.17
829-015C	1-1/2	2- 7/8	2-11/32	3/32	.22
829-020C	2	3- 1/8	2-7/8	3/32	.32
829-025C	2-1/2	3-23/32	3-1/2	7/32	.58
829-030C	3	3-31/32	4-3/16	3/16	.81
829-040C	4	4-13/16	5-1/4	1/4	1.36
829-050C	5	5-15/32	6- 3/8	7/32	2.18
829-050CF*	5	8	6-5/16	2	3.41
829-060C	6	6-5/16	7-21/32	9/32	3.53
829-080C	8	8-9/32	9-3/4	9/32	6.77
829-100C	10	10- 9/32	12- 1/16	1/4	12.63

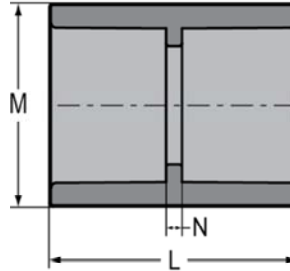


Schedule 80 CPVC Technical  
**Schedule 80 CPVC Fittings**

**Coupling**

Socket x Socket

(Continued)

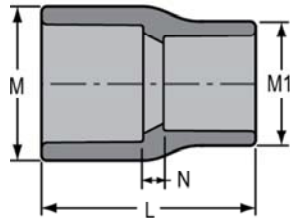


Part Number	Size	L	M	N	Approx. Wt. (Lbs.)
829-100CF*	10	13-1/8	11-15/16	2-5/8	15.68
829-120C	12	12-13/32	14-9/32	3/8	20.05
829-120CF*	12	15-1/4	14-1/8	2-3/4	25.85
829-140C	14	14- 7/16	15- 5/8	3/8	28.10
829-140CF*	14	16	15- 1/2	2	33.33
829-160CF*	16	19-3/4	17-11/16	3-3/4	54.79
829-180CF*	18	22	19- 7/8	4	72.88
829-200CF*	20	25-3/4	22- 1/16	5-3/4	102.09
829-240CF*	24	29- 1/4	26- 7/16	5- 1/4	167.66

\* Fabricated

**Coupling - Reducer**

Socket x Socket



Part Number	Size	L	M	M1	N	Approx. Wt. (Lbs.)
829-101C	3/4X1/2	2- 3/32	1-7/16	1-3/16	7/32	.06
829-130C	1X1/2	2- 3/16	1-23/32	1-13/32	3/16	.12
829-131C	1X3/4	2-3/8	1-23/32	1-13/32	7/32	.15
829-166C	1-1/4X1/2	2- 9/16	2- 3/32	1- 5/32	7/16	.14
829-167C	1-1/4X3/4	2-19/32	2- 3/32	1- 5/8	11/32	.17
829-168C	1-1/4X1	2-11/16	2-3/32	1-23/32	5/16	.18
829-209C	1-1/2X1/2	2-27/32	2-11/32	1- 3/16	9/16	.20
829-210C	1-1/2X3/4	2- 7/8	2-7/16	1-13/32	15/32	.22
829-211C	1-1/2X1	2- 7/8	2-13/32	1-15/16	11/32	.26
829-212C	1-1/2X1-1/4	2-13/16	2-13/32	2- 1/8	5/32	.22
829-247C	2X1/2	3- 3/32	2- 7/8	1- 5/32	11/16	.31
829-248C	2X3/4	3- 7/32	2- 7/8	1-7/16	11/16	.32
829-249C	2X1	3-1/2	3	1-3/4	13/16	.37
829-250C	2X1-1/4	3-1/4	2- 7/8	2- 3/32	1/2	.33
829-251C	2X1-1/2	3- 7/32	2-27/32	2-11/32	1/4	.31
829-290C <sup>1</sup>	2-1/2X1-1/4	3-29/32	3-1/2	2-3/8	7/8	.57
829-291C	2-1/2X1-1/2	3- 3/4	3- 1/2	2- 3/8	19/32	.50
829-292C	2-1/2X2	3-21/32	3-1/2	2-7/8	3/8	.51
829-335C <sup>1</sup>	3X1	4-1/4	4-3/16	2-29/32	1-7/32	1.01
829-336C <sup>1</sup>	3X1-1/4	4-3/16	4-3/16	2-29/32	1- 1/16	.98

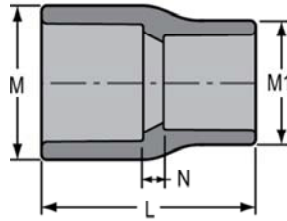
Schedule 80 CPVC Technical  
**Schedule 80 CPVC Fittings**



**Coupling - Reducer**

Socket x Socket

(Continued)



Part Number	Size	L	M	M1	N	Approx. Wt. (Lbs.)
829-337C	3X1-1/2	3- 1/2	4- 3/16	2-3/8	7/32	.70
829-338C	3X2	4	4- 5/32	2-7/8	19/32	.77
829-339C	3X2-1/2	4-1/8	4- 5/32	3- 15/32	1/2	.79
829-339CF*	3X2-1/2	6	4- 1/16	3- 7/16	1- 3/4	1.01
829-416C <sup>1</sup>	4X3/4	5-23/32	5- 9/32	2-29/32	2-7/16	1.79
829-417C <sup>1</sup>	4X1	5-25/32	5- 9/32	2-29/32	2-13/32	1.76
829-419C <sup>1</sup>	4X1-1/2	5-23/32	5- 9/32	2-29/32	2- 1/16	1.67
829-420C	4X2	5- 1/2	5-5/16	2-29/32	1-23/32	1.52
829-421C	4X2-1/2	4-25/32	5-1/4	3- 1/2	25/32	1.27
829-422C	4X3	4-19/32	5- 1/4	4- 3/16	15/32	1.32
829-488CF <sup>1*</sup>	5X3	8-1/8	6- 1/4	5- 3/16	3-1/4	3.30
829-490CF <sup>1*</sup>	5X4	7- 3/4	6- 1/4	5- 3/16	2- 1/2	2.53
829-528C <sup>1</sup>	6X2	7- 1/16	7-19/32	5-9/32	2-1/2	4.55
829-529C <sup>1</sup>	6X2-1/2	6-31/32	7-9/16	5- 9/32	2- 3/16	4.71
829-530C <sup>1</sup>	6X3	7-1/16	7- 9/16	5- 9/32	2-5/32	4.30
829-530CF*	6X3	9-1/4	7-5/16	5-3/16	4-1/8	4.33
829-532C	6X4	6-21/32	7-19/32	5-9/32	1-3/8	3.44
829-533CF*	6X5	8-15/16	7-3/8	6-5/16	2-11/16	3.92
829-580CF <sup>1,2*</sup>	8X3	15	9- 1/2	5- 3/16	8-7/8	8.74
829-582C <sup>1</sup>	8X4	8-7/8	9-3/4	5-9/32	2-9/16	6.43
829-582CF <sup>1,2*</sup>	8X4	14- 5/8	9- 1/2	5- 3/16	8- 1/8	7.75
829-583CF <sup>2*</sup>	8X5	14-11/16	9-1/2	6-5/16	7-7/16	8.30
829-585C	8X6	8-1/16	9- 3/4	7-19/32	1	6.48
829-621CF <sup>1,3*</sup>	10X2	21- 1/2	11- 3/4	5- 3/16	14-3/4	17.04
829-623CF <sup>1,3*</sup>	10X3	21-1/2	11- 3/4	5- 3/16	14-3/8	17.18
829-624CF <sup>3*</sup>	10X4	21- 1/8	11- 3/4	5- 3/16	13- 5/8	16.03
829-625CF <sup>3*</sup>	10X5	21- 3/16	11- 3/4	6- 5/16	12-15/16	16.94
829-626C	10X6	10-5/8	12- 1/32	7-19/32	2-5/8	11.46
829-626CF <sup>2*</sup>	10X6	17- 5/8	11- 3/4	7- 1/2	9- 1/8	15.00
829-628C	10X8	10- 5/8	12-1/32	9- 3/4	1-5/8	11.62
829-628CF*	10X8	13- 3/8	11- 3/4	9- 5/8	3- 7/8	11.31
829-663CF <sup>1,4*</sup>	12X3	28-3/4	13-15/16	5-3/16	20-5/8	29.95
829-664CF <sup>4*</sup>	12X4	28- 3/8	13-15/16	5- 3/16	19- 7/8	29.44
829-665CF <sup>4*</sup>	12X5	28- 7/16	13-15/16	6- 5/16	19- 3/16	30.50
829-666CF <sup>3*</sup>	12X6	24- 7/8	13-15/16	7- 1/2	15- 3/8	29.92
829-668C	12X8	12- 5/8	14- 7/32	9- 3/4	2- 7/16	18.35
829-668CF <sup>2*</sup>	12X8	20- 5/8	13-15/16	9- 5/8	10- 1/8	27.00
829-670CF*	12X10	16- 3/8	13-15/16	11-15/16	4- 7/8	20.77
829-694CF <sup>4*</sup>	14X4	30- 1/8	15- 3/16	5- 3/16	20- 7/8	34.71
829-696CF <sup>3*</sup>	14X6	26- 5/8	15- 3/16	7- 1/2	16- 3/8	31.45
829-698CF <sup>2*</sup>	14X8	22- 3/8	15- 3/16	9- 5/8	11- 1/8	27.68

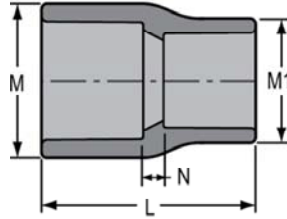


Schedule 80 CPVC Technical  
**Schedule 80 CPVC Fittings**

**Coupling - Reducer**

(Continued)

Socket x Socket



Part Number	Size	L	M	M1	N	Approx. Wt. (Lbs.)
829-700CF <sup>+</sup>	14X10	18- 1/8	15- 3/16	11-15/16	5- 7/8	25.24
829-702CF <sup>+</sup>	14X12	17- 3/4	15- 3/8	14- 1/8	4- 1/2	29.29
829-754CF <sup>5*</sup>	16X4	38	17- 3/8	5- 3/16	27- 3/4	53.88
829-756CF <sup>4*</sup>	16X6	34- 1/2	17- 3/8	7- 1/2	23- 1/4	54.03
829-758CF <sup>3*</sup>	16X8	30- 1/4	17- 3/8	9- 5/8	18	52.64
829-760CF <sup>2*</sup>	16X10	26	17- 3/8	11-15/16	12- 3/4	45.61
829-762CF <sup>+</sup>	16X12	20- 1/4	17- 3/8	14- 1/8	6	35.57
829-764CF <sup>+</sup>	16X14	21- 1/4	17- 1/2	15- 1/2	5- 1/4	43.94
829-783CF <sup>1,6*</sup>	18X3	47-3/4	19-11/16	5-3/16	36-7/8	106.50
829-784CF <sup>6*</sup>	18X4	47- 3/8	19-11/16	5- 3/16	36- 1/8	105.64
829-786CF <sup>5*</sup>	18X6	43- 7/8	19-11/16	7- 1/2	31- 5/8	104.71
829-788CF <sup>4*</sup>	18X8	39- 5/8	19-11/16	9- 5/8	26- 3/8	100.55
829-790CF <sup>3*</sup>	18X10	35- 3/8	19-11/16	11-15/16	21- 1/8	89.53
829-792CF <sup>2*</sup>	18X12	29- 5/8	19-11/16	14- 1/8	14- 3/8	76.67
829-794CF <sup>2*</sup>	18X14	29- 5/8	19-11/16	15- 1/2	13- 5/8	86.99
829-796CF <sup>+</sup>	18X16	23	19-11/16	17-11/16	6	63.70
829-814CF <sup>7*</sup>	20X4	58	21-7/8	5-3/16	45-3/4	160.61
829-816CF <sup>6*</sup>	20X6	54-1/2	21-7/8	7-1/2	41-1/4	159.69
829-818CF <sup>5*</sup>	20X8	50- 1/4	21- 7/8	9- 5/8	36	155.53
829-820CF <sup>4*</sup>	20X10	46	21-7/8	11-15/16	30-3/4	143.72
829-822CF <sup>3*</sup>	20X12	40-1/4	21-7/8	14-1/8	24	138.43
829-824CF <sup>3*</sup>	20X14	40-1/4	21-7/8	15-1/2	23-1/4	145.49
829-826CF <sup>2*</sup>	20X16	33- 5/8	21- 7/8	17-11/16	15- 5/8	112.40
829-828CF <sup>+</sup>	20X18	25- 1/2	21- 7/8	19- 7/8	6- 1/2	88.55
829-904CF <sup>8*</sup>	24X4	71-1/2	26-1/6	5-3/16	57-1/4	252.91
829-906CF <sup>7*</sup>	24X6	68	26- 1/16	7- 1/2	52- 3/4	251.98
829-908CF <sup>6*</sup>	24X8	63-3/4	26-1/16	9-5/8	47-1/2	247.82
829-910CF <sup>5*</sup>	24X10	59-1/2	26-1/16	11-15/16	42-1/4	242.10
829-912CF <sup>4*</sup>	24X12	53-3/4	26-1/16	14-1/8	35-1/2	230.72
829-914CF <sup>4*</sup>	24X14	53-1/4	26-1/16	15-1/2	34-3/4	237.78
829-916CF <sup>3*</sup>	24X16	47-1/8	26-1/16	17-11/16	27-1/8	214.52
829-918CF <sup>2*</sup>	24X18	39	26- 1/16	19- 7/8	18	176.32
829-920CF <sup>+</sup>	24X20	30- 5/8	26- 1/16	22- 1/16	8- 5/8	128.81

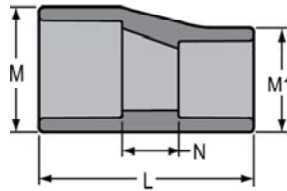
<sup>1</sup> Sized with Bushing  
\* Fabricated

Schedule 80 CPVC Technical  
**Schedule 80 CPVC Fittings**



**Coupling - Eccentric Reducer**

Socket x Socket



Part Number	Size	L	M	M1	N	Approx. Wt. (Lbs.)
829-101CFE <sup>+</sup>	3/4X1/2	3-7/16	1- 3/8	1- 1/8	1-7/16	.07
829-130CFE <sup>+</sup>	1X1/2	4-1/16	1- 5/8	1- 1/8	1-13/16	.11
829-131CFE <sup>+</sup>	1X3/4	4	1- 5/8	1-1/8	1- 3/4	.13
829-168CFE <sup>+</sup>	1-1/4X1	4-1/2	2	1-11/16	1-3/4	.22
829-209CFE <sup>2+</sup>	1-1/2X1/2	8	2- 1/4	1- 1/8	5-1/2	.33
829-210CFE <sup>2+</sup>	1-1/2X3/4	7-15/16	2- 1/4	1- 3/8	5-7/16	.33
829-211CFE <sup>+</sup>	1-1/2X1	5-5/16	2-1/4	1-11/16	2-9/16	.27
829-212CFE <sup>+</sup>	1-1/2X1-1/4	4-9/16	2- 5/16	2- 1/16	1-9/16	.33
829-249CFE <sup>+</sup>	2X1	6- 1/8	2- 3/4	1-11/16	3- 1/8	.41
829-250CFE <sup>+</sup>	2X1-1/4	6- 1/8	2- 3/4	2- 1/16	2- 7/8	.40
829-251CFE <sup>+</sup>	2X1-1/2	5-9/16	2- 3/4	2- 5/16	2-5/16	.48
829-289CFE <sup>2+</sup>	2-1/2X1	10-3/8	3-5/16	1-11/16	7-1/8	.99
829-290CFE <sup>2+</sup>	2-1/2X1-1/4	10-3/8	3- 5/16	2- 1/16	6-7/8	1.01
829-291CFE <sup>2+</sup>	2-1/2X1-1/2	9-13/16	3- 5/16	2- 5/16	6-5/16	.99
829-292CFE <sup>+</sup>	2-1/2X2	6-5/8	3- 5/16	2-13/16	2-7/8	.72
829-335CFE <sup>2+</sup>	3X1	11- 7/8	3-15/16	1-11/16	8- 3/8	1.21
829-336CFE <sup>2+</sup>	3X1-1/4	11- 7/8	3-15/16	2- 1/16	8- 1/8	1.21
829-337CFE <sup>2+</sup>	3X1-1/2	11-5/16	3-15/16	2- 5/16	7-9/16	1.31
829-338EC	3X2	5-7/8	4-3/16	2-7/8	2-15/32	1.00
829-338CFE <sup>+</sup>	3X2	8- 1/8	3-15/16	2-13/16	4- 1/8	1.07
829-339CFE <sup>+</sup>	3X2-1/2	7- 1/4	4- 1/16	3- 7/16	3	1.23
829-417CFE <sup>3+</sup>	4X1	17	5- 1/8	1-11/16	13- 1/2	2.66
829-418CFE <sup>3+</sup>	4X1-1/4	17	5- 1/8	2- 1/16	13- 1/4	2.64
829-419CFE <sup>3+</sup>	4X1-1/2	16-7/16	5- 1/8	2- 5/16	12-11/16	2.59
829-420CFE <sup>2+</sup>	4X2	12-3/8	5- 1/8	2-13/16	8-5/8	2.82
829-421CFE <sup>2+</sup>	4X2-1/2	12- 3/8	5- 1/8	3- 7/16	8- 1/8	2.62
829-422CFE <sup>+</sup>	4X3	8- 3/4	5- 1/8	4- 1/8	4- 1/4	1.90
829-490CFE <sup>+</sup>	5X4	10	6-1/4	5-3/16	4-3/4	3.14
829-528CFE <sup>3+</sup>	6X2	20	7-5/16	2-7/8	15-1/4	5.39
829-529CFE <sup>3+</sup>	6X2-1/2	20	7- 5/16	3- 7/16	14- 3/4	5.74
829-530CFE <sup>2+</sup>	6X3	16- 3/8	7- 5/16	4- 1/8	10- 7/8	5.03
829-532CFE <sup>+</sup>	6X4	11- 1/8	7- 5/16	5- 3/16	5- 5/8	3.74
829-533CFE <sup>+</sup>	6X5	11-1/4	7-3/8	6-5/16	5	4.77
829-578CFE <sup>4+</sup>	8X2	29-3/4	9- 1/2	2-7/8	24	12.97
829-580CFE <sup>3+</sup>	8X3	26- 1/8	9- 1/2	4- 1/8	19- 5/8	12.51
829-582CFE <sup>2+</sup>	8X4	20- 7/8	9- 1/2	5- 3/16	14- 3/8	11.11
829-583CFE <sup>2+</sup>	8X5	21	9- 1/2	6- 5/16	13- 3/4	11.51
829-585CFE <sup>+</sup>	8X6	15- 1/4	9- 1/2	7- 1/2	7- 3/4	9.77
829-624CFE <sup>3+</sup>	10X4	32	11- 3/4	5- 3/16	24- 1/2	23.06

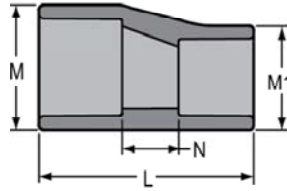


Schedule 80 CPVC Technical  
**Schedule 80 CPVC Fittings**

**Coupling - Eccentric Reducer**

(Continued)

Socket x Socket



Part Number	Size	L	M	M1	N	Approx. Wt. (Lbs.)
829-625CFE <sup>3*</sup>	10X5	32- 1/8	11- 3/4	6- 5/16	23- 7/8	23.12
829-626CFE <sup>2*</sup>	10X6	26-3/8	11- 3/4	7- 1/2	17-7/8	21.55
829-628CFE <sup>*</sup>	10X8	18- 1/16	11- 3/4	9- 5/8	8- 9/16	16.14
829-664CFE <sup>4*</sup>	12X4	43- 1/2	13-15/16	5- 3/16	35	47.19
829-666CFE <sup>3*</sup>	12X6	37- 7/8	13-15/16	7- 1/2	28- 3/8	40.39
829-668CFE <sup>2*</sup>	12X8	29- 9/16	13-15/16	9- 5/8	19- 1/16	34.85
829-670CFE <sup>*</sup>	12X10	20- 5/8	13-15/16	11-15/16	9- 1/8	26.05
829-696CFE <sup>3*</sup>	14X6	41- 3/8	15- 3/16	7- 1/2	31- 1/8	45.55
829-698CFE <sup>2*</sup>	14X8	33- 1/16	15- 3/16	9- 5/8	21-13/16	39.31
829-700CFE <sup>*</sup>	14X10	24- 1/8	15- 3/16	11-15/16	11- 7/8	29.93
829-702CFE <sup>*</sup>	14X12	20- 1/8	15- 3/8	14- 1/8	6- 7/8	35.17
829-756CFE <sup>4*</sup>	16X6	54- 1/4	17- 1/2	7- 1/2	43	81.83
829-758CFE <sup>3*</sup>	16X8	45-15/16	17- 1/2	9- 5/8	33-11/16	77.09
829-760CFE <sup>2*</sup>	16X10	37	17- 1/2	11-15/16	23- 3/4	67.18
829-762CFE <sup>2*</sup>	16X12	33	17- 1/2	14- 1/8	18- 3/4	71.77
829-764CFE <sup>*</sup>	16X14	24- 5/8	17- 1/2	15- 1/2	9- 5/8	54.62
829-786CFE <sup>5*</sup>	18X6	69- 1/4	19-11/16	7- 1/2	57	59.26
829-788CFE <sup>4*</sup>	18X8	60-15/16	19-11/16	9- 5/8	47-11/16	148.97
829-790CFE <sup>3*</sup>	18X10	52	19-11/16	11-15/16	37- 3/4	124.66
829-792CFE <sup>3*</sup>	18X12	48	19-11/16	14- 1/8	32- 3/4	118.39
829-794CFE <sup>2*</sup>	18X14	39- 5/8	19-11/16	15- 1/2	23- 5/8	111.05
829-796CFE <sup>*</sup>	18X16	28- 5/8	19-11/16	17-11/16	11- 5/8	85.64

\* Fabricated

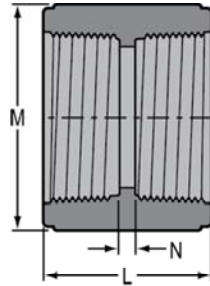


Schedule 80 CPVC Technical  
**Schedule 80 CPVC Fittings**



**Coupling**

Fipt x Fipt

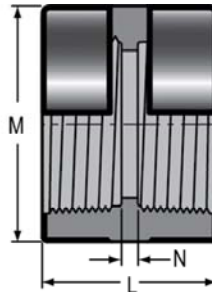


Part Number	Size	L	M	N	Approx. Wt. (Lbs.)
830-002C	1/4	1-5/16	27/32	5/32	.02
830-003C	3/8	1-15/32	1	5/16	.03
830-005C	1/2	1-19/32	1-13/32	5/32	.07
830-007C	3/4	1-11/16	1-17/32	1/8	.09
830-010C	1	2- 3/32	1-15/16	1/8	.15
830-012C	1-1/4	2-7/32	2- 9/32	3/16	.22
830-015C	1-1/2	2-1/4	2- 5/8	7/32	.29
830-020C	2	2- 7/32	3	7/32	.35
830-025C	2-1/2	3-11/32	3-21/32	3/16	.71
830-030C	3	3-17/32	4-13/32	11/16	1.12
830-040C	4	3-21/32	5- 9/16	3/16	1.61
830-060CF*	6	3- 3/4	7- 3/16	3/4	1.76
830-080CF*	8	4-1/2	9-3/8	1-1/16	3.32

\* Fabricated

**Coupling - Special Reinforced**

SR Fipt x SR Fipt - Stainless Steel Collar



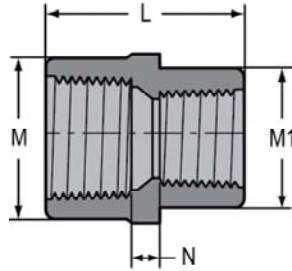
Part Number	Size	L	M	N	Approx. Wt. (Lbs.)
830-005CSR	1/2	1-9/16	1-3/16	3/32	.06
830-007CSR	3/4	1-19/32	1- 3/8	3/32	.07
830-010CSR	1	1-15/16	1-11/16	5/32	.12
830-012CSR	1-1/4	2- 1/16	2- 1/16	5/32	.17
830-015CSR	1-1/2	2-3/16	2- 7/16	1/4	.25
830-020CSR	2	2- 1/4	3	7/32	.39
830-030CSR	3	3-17/32	4-9/32	11/16	1.25



Schedule 80 CPVC Technical  
**Schedule 80 CPVC Fittings**

**Coupling - Reducer**

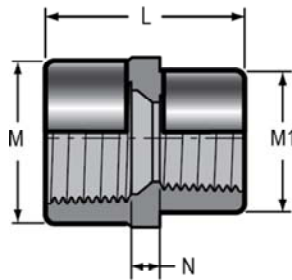
Fipt x Fipt



Part Number	Size	L	M	M1	N	Approx. Wt. (Lbs.)
<a href="#">830-072C</a>	1/2X1/4	1-29/32	1-7/32	1-5/32	5/8	.06
<a href="#">830-073C</a>	1/2X3/8	1-15/16	1-7/32	1-5/32	5/8	.07
<a href="#">830-101C</a>	3/4X1/2	1-11/16	1- 3/8	1-3/16	1/4	.06

**Coupling - Special Reinforced Reducer**

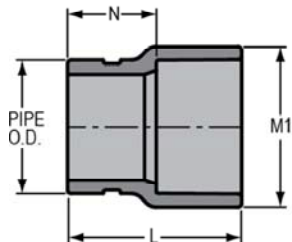
SR Fipt x SR Fipt - Stainless Steel Collar



Part Number	Size	L	M	M1	N	Approx. Wt. (Lbs.)
<a href="#">830-101CSR</a>	3/4X1/2	1-3/4	1- 3/8	1-3/16	1/4	.08
<a href="#">830-130CSR</a>	1X1/2	2-7/32	1-11/16	1-3/16	17/32	.17
<a href="#">830-131CSR</a>	1X3/4	2-3/8	1-11/16	1- 3/8	11/16	.16
<a href="#">830-168CSR</a>	1-1/4X1	2-11/16	2-1/16	1-11/16	13/16	.26
<a href="#">830-210CSR</a>	1-1/2X3/4	2- 7/8	2- 7/16	1- 3/8	1- 7/32	.30
<a href="#">830-211CSR</a>	1-1/2X1	2-7/8	2- 7/16	1-11/16	1-3/16	.32
<a href="#">830-212CSR</a>	1-1/2X1-1/4	2-27/32	2-7/16	2-1/16	15/16	.34
<a href="#">830-249CSR</a>	2X1	3- 3/16	3	1-11/16	1-5/16	.48
<a href="#">830-251CSR</a>	2X1-1/2	3-7/32	3	2- 7/16	1-5/16	.52

**Grooved Coupling Adapter**

Groove x Socket



Part Number	Size	L	M1	N	Approx. Wt. (Lbs.)
<a href="#">833-012C</a>	1-1/4	2-27/32	2-3/32	1- 9/16	.16
<a href="#">833-015C</a>	1-1/2	2-29/32	2-3/8	1- 1/2	.19
<a href="#">833-020C</a>	2	3- 1/16	2- 7/8	1- 9/16	.29
<a href="#">833-025C</a>	2-1/2	3-13/32	3- 1/2	1- 5/8	.52
<a href="#">833-030C</a>	3	3- 9/16	4- 3/16	1-11/16	.72
<a href="#">833-040C</a>	4	4-1/2	5- 1/4	2-7/32	1.37

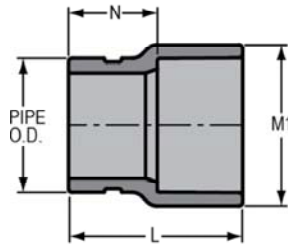
Schedule 80 CPVC Technical  
**Schedule 80 CPVC Fittings**



**Grooved Coupling Adapter**

(Continued)

Groove x Socket

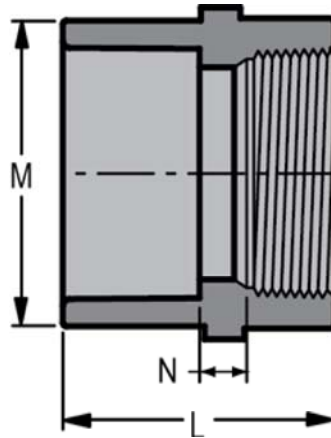


Part Number	Size	L	M1	N	Approx. Wt. (Lbs.)
833-050CF*	5	7	6- 5/16	4	2.77
833-060C	6	5-11/16	7- 9/16	2-11/16	2.99
833-080CF*	8	8- 3/16	9- 5/8	3-15/16	6.59
833-100CF*	10	9- 7/8	11-15/16	4- 5/8	10.90
833-120CF*	12	10- 7/8	14- 1/8	4- 5/8	17.84

\* Fabricated

**Female Adapter**

Socket x Fipt



Part Number	Size	L	M	N	Approx. Wt. (Lbs.)
835-002C	1/4	1-5/16	13/16	3/32	.02
835-003C	3/8	1-7/16	1	3/32	.03
835-098C	3/4X1/4	1-15/16	1-3/8	5/16	.06
835-005C	1/2	1-11/16	1-3/16	3/32	.05
835-007C	3/4	1-27/32	1-13/32	3/32	.08
835-010C	1	2-1/4	1-3/4	1/8	.13
835-012C	1-1/4	2-9/32	2-1/16	3/32	.16
835-015C	1-1/2	2- 1/2	2-5/16	1/8	.20
835-020C	2	2-11/16	3	1/4	.41
835-025C	2-1/2	3- 1/4	3- 9/16	7/32	.66
835-030C	3	3-1/2	4-5/32	7/32	.76
835-040C	4	3-15/16	5- 7/32	3/16	1.62
835-060C	6	4-31/32	7-21/32	1/4	3.22
835-060CF*	6	6-3/4	7-1/2	2	4.22
835-080C	8	6- 5/32	9-23/32	1/4	5.50
835-080CF*	8	8- 9/16	9- 5/8	2- 9/16	6.89
835-100CF*	10	10- 1/4	11-15/16	3	11.58
835-120CF*	12	11-1/2	14- 1/8	3	17.62

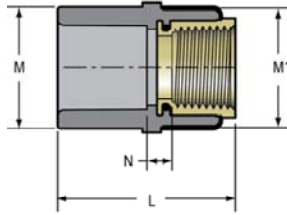
\* Fabricated



Schedule 80 CPVC Technical  
**Schedule 80 CPVC Fittings**

**Female Adapter - Brass  
 Transition**

Socket x Fipt With Brass Thread Insert

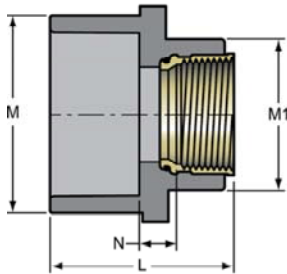


Part Number	Size	L	M	M1	N	Approx. Wt. (Lbs.)
<a href="#">835-005CBR</a>	1/2	1-25/32	1- 5/32	1-3/16	11/32	.12
<a href="#">835-007CBR</a>	3/4	2	1-13/32	1- 3/8	11/32	.15
<a href="#">835-010CBR</a>	1	2- 7/32	1- 3/4	1-11/16	11/32	.24
<a href="#">835-012CBR</a>	1-1/4	2- 3/8	2- 3/32	2- 1/16	3/8	.34
<a href="#">835-015CBR</a>	1-1/2	2-17/32	2-13/32	2- 7/16	13/32	.46
<a href="#">835-020CBR</a>	2	2-25/32	2- 7/8	3- 3/16	7/16	1.03

**Not intended to convey or dispense water for human consumption through drinking or cooking**

**Female Adapter - Brass  
 Transition Reducing**

Socket x Fipt With Brass Thread Insert

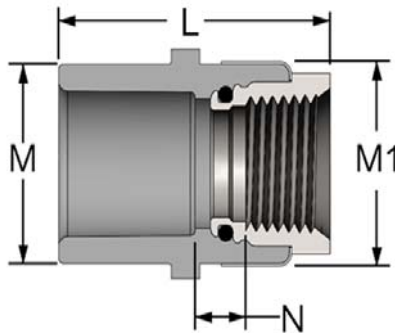


Part Number	Size	L	M	M1	N	Approx. Wt. (Lbs.)
<a href="#">835-101CBR</a>	3/4X1/2	2- 1/32	1- 7/16	1- 3/16	15/32	.13

**Not intended to convey or dispense water for human consumption through drinking or cooking**

**Female Adapter - Stainless  
 Steel Transition**

Socket x Fipt With 316 Stainless steel Thread Insert  
 NSF® Certified Lead Free



Part Number	Size	L	M	M1	N	Approx. Wt. (Lbs.)
<a href="#">835-005CSS</a>	1/2	1-25/32	1-5/32	1-3/16	11/32	.10
<a href="#">835-007CSS</a>	3/4	2	1-3/8	1-13/32	1/4	.14
<a href="#">835-010CSS</a>	1	2-1/4	1-23/32	1-11/16	15/32	.24
<a href="#">835-012CSS</a>	1-1/4	2-3/8	2-3/32	2-1/16	3/8	.28

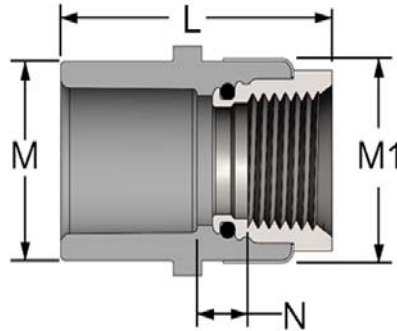
Schedule 80 CPVC Technical  
**Schedule 80 CPVC Fittings**



**Female Adapter - Stainless Steel Transition**

(Continued)

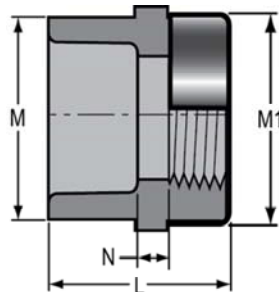
Socket x Fipt With 316 Stainless steel Thread Insert  
 NSF® Certified Lead Free



Part Number	Size	L	M	M1	N	Approx. Wt. (Lbs.)
<a href="#">835-015CSS</a>	1-1/2	2-9/16	2-3/8	2-7/16	3/8	.64
<a href="#">835-020CSS</a>	2	2-11/16	2-7/8	3	7/16	.84

**Female Adapter - Special Reinforced**

Socket x SR Fipt - Stainless Steel Collar



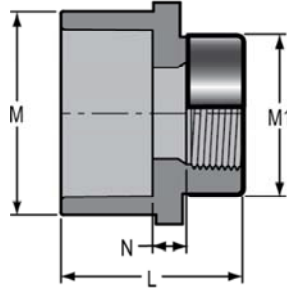
Part Number	Size	L	M	M1	N	Approx. Wt. (Lbs.)
<a href="#">835-002CSR</a>	1/4	1-13/32	27/32	27/32	3/32	.03
<a href="#">835-003CSR</a>	3/8	1-15/32	15/16	31/32	3/32	.03
<a href="#">835-005CSR</a>	1/2	1-23/32	1-5/32	1-3/16	3/32	.06
<a href="#">835-007CSR</a>	3/4	1-7/8	1-13/32	1-3/8	3/32	.08
<a href="#">835-010CSR</a>	1	2-5/32	1-23/32	1-11/16	3/32	.12
<a href="#">835-012CSR</a>	1-1/4	2-5/16	2-3/32	2-1/16	3/32	.24
<a href="#">835-015CSR</a>	1-1/2	2-7/16	2-13/32	2-7/16	3/32	.28
<a href="#">835-020CSR</a>	2	2-23/32	3	3-1/32	1/4	.45
<a href="#">835-025CSR</a>	2-1/2	3-9/32	3-9/16	3-9/16	3/16	.70
<a href="#">835-030CSR</a>	3	3-1/2	4-1/4	4-9/32	3/32	1.01
<a href="#">835-040CSR</a>	4	3-11/16	5-7/32	5-7/32	1/4	1.35
<a href="#">835-060CSR</a>	6	4-31/32	7-21/32	7-21/32	1/4	3.16



Schedule 80 CPVC Technical  
**Schedule 80 CPVC Fittings**

**Female Adapter - Special Reinforced Reducing**

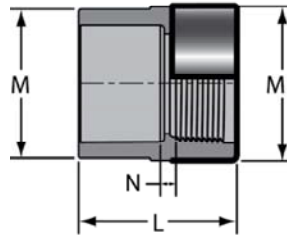
Socket x SR Fipt - Stainless Steel Collar



Part Number	Size	L	M	M1	N	Approx. Wt. (Lbs.)
835-074CSR	1/2X3/4	1-23/32	1- 3/16	1- 3/8	3/32	.07
835-098CSR	3/4X1/4	1-31/32	1-13/32	27/32	11/32	.06
835-101CSR	3/4X1/2	1-27/32	1- 3/8	1- 3/16	3/32	.07
835-102CSR	3/4X1	2-1/32	1- 7/16	1-11/16	3/32	.12
835-130CSR	1X1/2	2	1-11/16	1- 3/16	7/32	.10
835-131CSR	1X3/4	2- 3/32	1- 3/4	1- 3/8	1/4	.12

**Female Adapter - Encapsulated Special Reinforced**

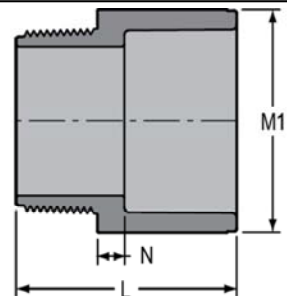
Socket x ESR Fipt



Part Number	Size	L	M	M1	N	Approx. Wt. (Lbs.)
835-002CESR	1/4	1- 1/2	27/32	29/32	3/32	.03
835-003CESR	3/8	1-17/32	15/16	1- 1/32	3/32	.04
835-005CESR	1/2	1-27/32	1-5/32	1- 9/32	3/32	.07
835-007CESR	3/4	1-31/32	1-13/32	1-15/32	3/32	.09
835-010CESR	1	2- 1/4	1-23/32	1-25/32	3/32	.14
835-012CESR	1-1/4	2- 7/16	2-3/32	2- 5/32	1/8	.26
835-015CESR	1-1/2	2- 9/16	2-13/32	2- 1/2	7/32	.31
835-020CESR	2	2-27/32	3	3- 3/32	1/4	.48

**Male Adapter**

Mipt x Socket



Part Number	Size	L	M1	N	Approx. Wt. (Lbs.)
836-005C	1/2	1-23/32	1-9/32	3/16	.04
836-007C	3/4	1-29/32	1-7/16	7/32	.06
836-102C	3/4X1	2- 9/32	1- 3/4	17/32	.10
836-131C	1X3/4	2- 1/16	1-13/32	1/4	.12

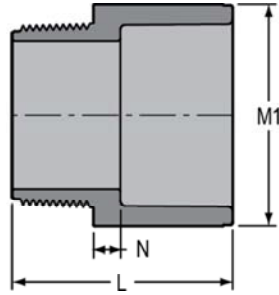
Schedule 80 CPVC Technical  
**Schedule 80 CPVC Fittings**



**Male Adapter**

Mipt x Socket

(Continued)



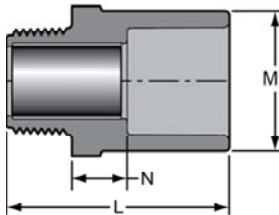
Part Number	Size	L	M1	N	Approx. Wt. (Lbs.)
836-010C	1	2- 5/32	1-23/32	7/32	.10
836-012C	1-1/4	2- 1/4	2- 1/8	1/4	.15
836-015C	1-1/2	2-9/16	2-7/16	9/32	.19
836-020C	2	2- 7/8	2- 7/8	5/16	.30
836-025C	2-1/2	3-11/16	3-17/32	11/32	.53
836-030C	3	3-29/32	4-7/32	3/8	.77
836-040C	4	4-13/32	5- 5/16	13/32	1.18
836-050CF*	5	6	6-5/16	1-5/8	2.31
836-060C	6	5- 1/2	7- 9/16	19/32	3.03
836-060CF*	6	6-1/2	7-1/2	1-13/16	3.92
836-080CF*	8	8- 3/16	9- 5/8	2- 3/16	6.67
836-100CF*	10	10- 3/8	11-15/16	3- 3/16	11.27
836-120CF*	12	11- 1/8	14- 1/8	2- 3/4	22.93

\* Fabricated

**Male Adapter -  
 Internal Reinforced**

R Mipt x Socket - Stainless Steel Sleeve

NSF® Certified Lead Free



Part Number	Size	L	M1	N	Approx. Wt. (Lbs.)
836-005CR	1/2	2-1/8	1-3/16	9/16	.05
836-007CR	3/4	2- 1/4	1-13/32	9/16	.08
836-010CR	1	2-21/32	1-23/32	21/32	.15
836-012CR	1-1/4	2-15/16	2-1/8	21/32	.17
836-015CR	1-1/2	3-3/16	2- 3/8	3/4	.26
836-020CR	2	3-11/32	2-29/32	3/4	.29

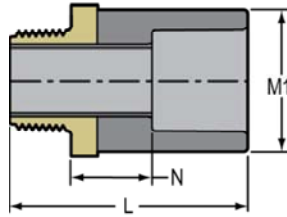




Schedule 80 CPVC Technical  
**Schedule 80 CPVC Fittings**

**Male Adapter - CPVC Lined  
 Brass Transition**

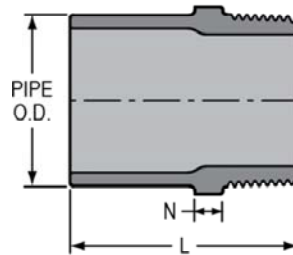
Brass Mipt x Socket  
 NSF® Certified Lead Free



Part Number	Size	L	M1	N	Approx. Wt. (Lbs.)
836-005CBR	1/2	2-13/32	1- 9/32	1-3/16	.20
836-007CBR	3/4	2-17/32	1-13/32	13/16	.26
836-010CBR	1	2-15/16	1-23/32	29/32	.50
836-012CBR	1-1/4	3- 1/8	2- 3/32	31/32	.66
836-015CBR	1-1/2	3- 9/32	2-11/32	31/32	.80
836-020CBR	2	3- 7/16	2-27/32	1	1.07

**Male Spigot Adapter**

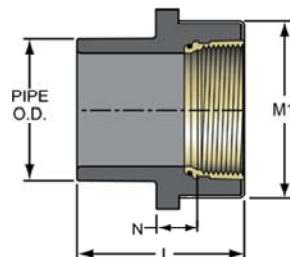
Spigot x Mipt



Part Number	Size	L	N	Approx. Wt. (Lbs.)
861-005C	1/2	1-13/16	1/4	.03
861-007C	3/4	1-31/32	1/4	.04
861-010C	1	2- 3/32	1/4	.07
861-131C	1X3/4	2	1/4	.07
861-012C	1-1/4	2- 9/32	9/32	.12
861-015C	1-1/2	2-7/16	5/16	.14
861-020C	2	2-11/16	3/8	.24

**Female Spigot Adapter - Brass  
 Transition**

Spigot x Fipt With Brass Thread Insert



Part Number	Size	L	M1	N	Approx. Wt. (Lbs.)
878-010CBR	1	2-9/32	1-11/16	7/16	.22

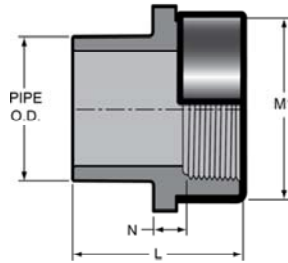
Not intended to convey or dispense water for human consumption through drinking or cooking

Schedule 80 CPVC Technical  
**Schedule 80 CPVC Fittings**



**Female Spigot Adapter -  
 Special Reinforced**

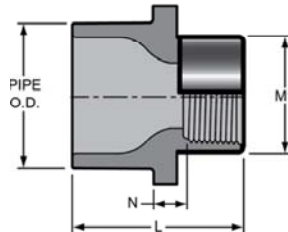
Spigot x SR Fipt - Stainless Steel Collar



Part Number	Size	L	M1	N	Approx. Wt. (Lbs.)
<a href="#">878-005CSR</a>	1/2	1- 3/4	1- 3/16	1/8	.05
<a href="#">878-007CSR</a>	3/4	1-15/16	1- 3/8	3/16	.07
<a href="#">878-010CSR</a>	1	2- 1/4	1-23/32	7/32	.12
<a href="#">878-012CSR</a>	1-1/4	2-15/32	2- 1/16	1/4	.18
<a href="#">878-015CSR</a>	1-1/2	2-21/32	2- 7/16	9/32	.26
<a href="#">878-020CSR</a>	2	2-13/16	3	9/32	.40
<a href="#">878-030CSR</a>	3	3-27/32	4- 9/32	5/16	.96
<a href="#">878-040CSR</a>	4	4- 3/8	5- 1/4	5/8	1.42

**Female Spigot Adapter -  
 Special Reinforced Reducing**

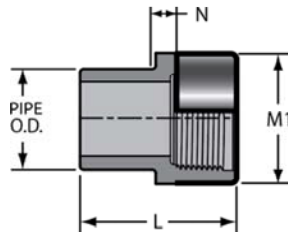
Spigot x SR Fipt - Stainless Steel Collar



Part Number	Size	L	M1	N	Approx. Wt. (Lbs.)
<a href="#">878-072CSR</a>	1/2X1/4	1-13/32	27/32	1/8	.03
<a href="#">878-098CSR</a>	3/4X1/4	1-27/32	27/32	7/32	.05
<a href="#">878-128CSR</a>	1X1/4	2- 3/8	27/32	21/32	.08

**Female Spigot Adapter -  
 Encapsulated Special Reinforced**

Spigot x ESR Fipt



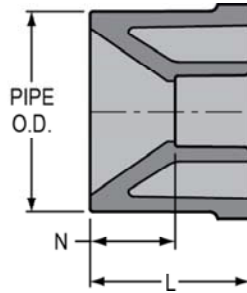
Part Number	Size	L	M1	N	Approx. Wt. (Lbs.)
<a href="#">878-005CESR</a>	1/2	1- 7/8	1- 9/32	1/8	.06
<a href="#">878-007CESR</a>	3/4	2- 1/16	1-15/32	5/32	.09
<a href="#">878-010CESR</a>	1	2- 3/8	1-25/32	7/32	.14
<a href="#">878-012CESR</a>	1-1/4	2-9/16	2- 5/32	1/4	.20
<a href="#">878-015CESR</a>	1-1/2	2-25/32	2- 1/2	9/32	.29
<a href="#">878-020CESR</a>	2	2-29/32	3- 3/32	9/32	.43



Schedule 80 CPVC Technical  
**Schedule 80 CPVC Fittings**

**Reducer Bushing**  
**Flush Style**

Spigot x Socket



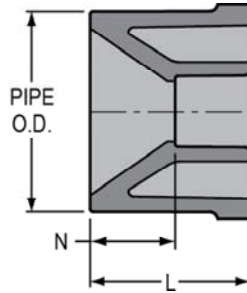
Part Number	Size	L	N	Approx. Wt. (Lbs.)
837-052C	3/8X1/4	31/32	5/16	.01
837-072C	1/2X1/4	1- 3/32	13/32	.02
837-073C	1/2X3/8	1- 1/8	11/32	.01
837-101C	3/4X1/2	1-1/4	3/8	.02
837-129C <sup>1</sup>	1X3/8	1-3/8	27/32	.08
837-130C	1X1/2	1-3/8	1/2	.06
837-131C	1X3/4	1-11/32	5/16	.03
837-166C	1-1/4X1/2	1- 1/2	5/8	.12
837-167C	1-1/4X3/4	1-13/32	13/32	.09
837-168C	1-1/4X1	1-13/32	9/32	.06
837-209C	1-1/2X1/2	1-23/32	13/16	.15
837-210C	1-1/2X3/4	1-5/8	5/8	.16
837-211C	1-1/2X1	1-19/32	13/32	.12
837-212C	1-1/2X1-1/4	1-17/32	9/32	.06
837-247C	2X1/2	1-29/32	1	.29
837-248C	2X3/4	1-23/32	23/32	.27
837-249C	2X1	1-3/4	5/8	.23
837-250C	2X1-1/4	1-11/16	7/16	.20
837-251C	2X1-1/2	1-3/4	11/32	.15
837-289C	2-1/2X1	2-1/32	29/32	.43
837-290C	2-1/2X1-1/4	2-5/32	13/32	.46
837-291C	2-1/2X1-1/2	2-5/32	3/4	.40
837-292C	2-1/2X2	2-9/32	3/4	.29
837-333C	3X1/2	2-3/16	1-5/16	.64
837-334C <sup>1</sup>	3X3/4	2-3/8	1-3/8	.70
837-335C	3X1	2-9/32	1-1/8	.66
837-336C	3X1-1/4	2-1/4	1	.70
837-337C	3X1-1/2	2-9/32	7/8	.66
837-338C	3X2	2-7/32	9/16	.63
837-339C	3X2-1/2	2-11/32	9/32	.43
837-419C	4X1-1/2	2-19/32	1-3/16	1.07
837-420C	4X2	2-21/32	1-1/8	1.10
837-421C	4X2-1/2	2-17/32	25/32	1.07
837-422C	4X3	2-5/8	3/4	.85
837-490C	5X4	2-31/32	23/32	1.35
837-490CF <sup>2</sup>	5X4	3	3/4	1.43
837-525C <sup>1</sup>	6X1	3-13/16	2-11/16	3.37
837-528C	6X2	3-1/2	2	3.13
837-529C <sup>1</sup>	6X2-1/2	3-7/8	1-13/16	3.48
837-530C	6X3	3-17/32	2-1/8	3.07
837-532C	6X4	3-9/16	1- 1/4	2.90
837-533CF <sup>2</sup>	6X5	3	7/16	1.75
837-534C	6X5	3-17/32	7/8	2.05
837-578C <sup>1</sup>	8X2	4-15/16	3-3/8	7.25

Schedule 80 CPVC Technical  
**Schedule 80 CPVC Fittings**



**Reducer Bushing  
 Flush Style**

Spigot x Socket



(Continued)

Part Number	Size	L	N	Approx. Wt. (Lbs.)
837-580C <sup>1</sup>	8X3	4-7/8	3	7.00
837-582C	8X4	4- 1/2	2- 1/4	6.14
837-583CF*	8X5	4-7/16	1-3/4	7.12
837-585C	8X6	4-3/8	1-3/8	5.36
837-624C <sup>1</sup>	10X4	6	3-3/4	13.30
837-626C	10X6	5-5/16	2-5/16	10.39
837-628C	10X8	5-11/32	1-5/16	11.47
837-628CF*	10X8	5-1/4	1-1/4	8.43
837-663CF*	12X3	6-7/8	5	25.78
837-666CF*	12X6	6-3/8	3-5/16	22.70
837-668C	12X8	6-7/8	2-7/16	16.29
837-670CF*	12X10	6	1	12.31
837-696CF*	14X6	7-3/4	4-11/16	31.99
837-698CF*	14X8	7-5/16	3-5/16	26.62
837-700CF*	14X10	7-5/16	2-5/16	22.64
837-702CF*	14X12	7	1	10.33
837-756CF*	16X6	8-3/4	5-11/16	47.20
837-754CF	16X4	8-13/16	6-13/16	47.37
837-758CF*	16X8	8-5/16	4-5/16	42.24
837-760CF*	16X10	8-5/16	3-5/16	42.68
837-762CF*	16X12	8	2	31.01
837-764CF*	16X14	8	1	20.03
837-786CF*	18X6	9-3/4	6-11/16	79.67
837-788CF*	18X8	9-5/16	5-5/16	73.66
837-790CF*	18X10	9-5/16	4-5/16	69.68
837-792CF*	18X12	9	3	57.37
837-794CF*	18X14	9	2	47.03
837-796CF*	18X16	9	1	27.00
837-816CF*	20X6	9-3/4	6-11/16	113.65
837-818CF*	20X8	10-5/16	6-5/16	106.59
837-820CF*	20X10	10-5/16	5-5/16	103.25
837-822CF*	20X12	10	4	90.94
837-824CF*	20X14	10	3	79.96
837-826CF*	20X16	10	2	59.92
837-828CF*	20X18	10	1	32.92

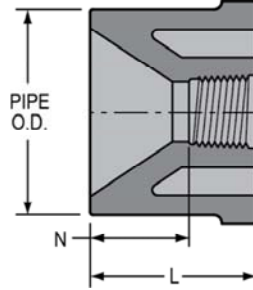
<sup>1</sup> Sized with Bushing  
 \* Fabricated



Schedule 80 CPVC Technical  
**Schedule 80 CPVC Fittings**

**Reducer Bushing  
 Flush Style**

Spigot x Fipt



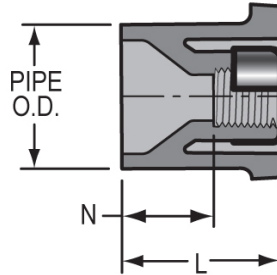
Part Number	Size	L	N	Approx. Wt. (Lbs.)
838-052C	3/8X1/4	15/16	3/8	.01
838-071C	1/2X1/8	1	9/16	.02
838-072C	1/2X1/4	1	13/32	.01
838-073C	1/2X3/8	1- 3/32	17/32	.01
838-098C	3/4X1/4	1- 7/32	5/8	.04
838-099C	3/4X3/8	1- 1/4	21/32	.03
838-101C	3/4X1/2	1-1/4	1/2	.02
838-129C	1X3/8	1-13/32	13/32	.06
838-130C	1X1/2	1-3/8	5/8	.06
838-131C	1X3/4	1- 3/8	21/32	.05
838-166C	1-1/4X1/2	1-9/16	13/16	.11
838-167C	1-1/4X3/4	1-15/32	3/4	.09
838-168C	1-1/4X1	1-7/16	1/2	.09
838-207C	1-1/2X1/4	1- 9/16	15/16	.15
838-209C	1-1/2X1/2	1-23/32	1	.16
838-210C	1-1/2X3/4	1-23/32	29/32	.14
838-211C	1-1/2X1	1-23/32	13/16	.15
838-212C	1-1/2X1-1/4	1- 1/2	9/16	.10
838-247C	2X1/2	1-29/32	1-3/16	.29
838-248C	2X3/4	1-29/32	1- 5/32	.30
838-249C	2X1	1-7/8	1	.26
838-250C	2X1-1/4	1-29/32	7/8	.25
838-251C	2X1-1/2	1-29/32	15/16	.20
838-287C	2-1/2X1/2	2- 3/8	1-21/32	.45
838-288C	2-1/2X3/4	2- 7/16	1- 5/8	.53
838-289C	2-1/2X1	2-1/8	1-7/32	.41
838-290C	2-1/2X1-1/4	2-3/8	1-7/32	.45
838-291C	2-1/2X1-1/2	2- 3/8	1-13/32	.51
838-292C	2-1/2X2	2-1/32	1- 1/16	.26
838-334C	3X3/4	2- 9/32	1-17/32	.62
838-335C	3X1	2-1/4	1-3/8	.61
838-336C	3X1-1/4	2-9/32	1-11/32	.61
838-337C	3X1-1/2	2-9/32	1-5/16	.74
838-338C	3X2	2- 3/16	1- 7/32	.57
838-339C	3X2-1/2	2- 3/8	13/16	.50
838-420C	4X2	2-21/32	1-21/32	1.19
838-421C	4X2-1/2	2-21/32	1-5/32	1.10
838-422C	4X3	2- 5/8	1-1/32	.84
838-528C	6X2	3-1/2	2-1/2	3.25
838-530C	6X3	3-17/32	2- 1/8	3.14
838-532C	6X4	3-17/32	2- 1/32	3.27

Schedule 80 CPVC Technical  
**Schedule 80 CPVC Fittings**



**Reducer Bushing -  
 Special Reinforced**

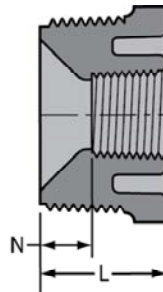
Spigot x SR Fipt - Stainless Steel Collar



Part Number	Size	L	N	Approx. Wt. (Lbs.)
838-128CSR	1X1/4	1-13/32	25/32	.08
838-207CSR	1-1/2X1/4	1- 9/16	15/16	.16
838-209CSR	1-1/2X1/2	1-23/32	1	.17
838-210CSR	1-1/2X3/4	1-23/32	29/32	.16
838-247CSR	2X1/2	1-29/32	1-3/16	.29
838-248CSR	2X3/4	1-29/32	1- 5/32	.29
838-249CSR	2X1	1- 7/8	31/32	.31
838-334CSR	3X3/4	2- 9/32	1-17/32	.62
838-335CSR	3X1	2-1/4	1-3/8	.68
838-336CSR	3X1-1/4	2-9/32	1-11/32	.63
838-337CSR	3X1-1/2	2-9/32	1-5/16	.64
838-528CSR	6X2	3- 1/2	2-1/2	3.20
838-530CSR	6X3	3-17/32	2- 1/8	3.07
838-532CSR	6X4	3-27/32	2	3.32

**Reducer Bushing (T.T.) Flush  
 Style**

Mipt x Fipt



Part Number	Size	L	N	Approx. Wt. (Lbs.)
839-041C	1/4X1/8	23/32	5/16	.00
839-052C	3/8X1/4	25/32	3/16	.01
839-072C	1/2X1/4	7/8	5/16	.01
839-073C	1/2X3/8	15/16	11/32	.01
839-098C	3/4X1/4	1	7/16	.03
839-099C	3/4X3/8	1	7/16	.03
839-101C	3/4X1/2	15/16	3/16	.01
839-128C	1X1/4	1-7/32	5/8	.05
839-129C	1X3/8	1- 7/32	5/8	.05
839-130C	1X1/2	1-7/32	15/32	.05
839-131C	1X3/4	1-1/4	15/32	.04
839-166C	1-1/4X1/2	1-9/32	9/16	.09
839-167C	1-1/4X3/4	1- 9/32	9/16	.08
839-168C	1-1/4X1	1- 9/32	5/16	.06
839-209C	1-1/2X1/2	1-11/32	19/32	.12
839-210C	1-1/2X3/4	1-11/32	19/32	.12
839-211C	1-1/2X1	1-11/32	7/16	.10

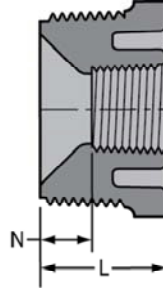


Schedule 80 CPVC Technical  
**Schedule 80 CPVC Fittings**

**Reducer Bushing (T.T.) Flush Style**

(Continued)

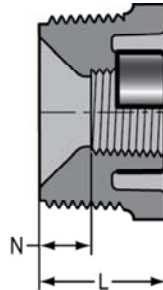
Mipt x Fipt



Part Number	Size	L	N	Approx. Wt. (Lbs.)
839-212C	1-1/2X1-1/4	1-11/32	13/32	.06
839-247C	2X1/2	1- 3/8	21/32	.18
839-248C	2X3/4	1- 3/8	5/8	.18
839-249C	2X1	1- 3/8	15/32	.18
839-250C	2X1-1/4	1- 3/8	7/16	.16
839-251C	2X1-1/2	1- 3/8	13/32	.12
839-292C	2-1/2X2	1-7/8	7/8	.22
839-337C	3X1-1/2	1-15/16	15/16	.52
839-338C	3X2	1-15/16	15/16	.46
839-339C	3X2-1/2	1-15/16	5/8	.38
839-420C	4X2	2- 1/8	1- 1/8	.86
839-422C	4X3	2- 1/8	1/2	.74
839-532C	6X4	3-17/32	1-13/16	3.16

**Reducer Bushing - Special Reinforced Reducing Flush Style**

Mipt x SR Fipt - Stainless Steel Collar

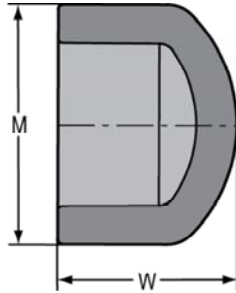


Part Number	Size	L	N	Approx. Wt. (Lbs.)
839-209CSR	1-1/2X1/2	1-11/32	19/32	.12
839-210CSR	1-1/2X3/4	1-11/32	19/32	.12
839-247CSR	2X1/2	1- 3/8	21/32	.18
839-248CSR	2X3/4	1- 3/8	5/8	.18
839-249CSR	2X1	1- 3/8	15/32	.20
839-420CSR	4X2	2- 1/8	1- 1/8	.90

Schedule 80 CPVC Technical  
**Schedule 80 CPVC Fittings**



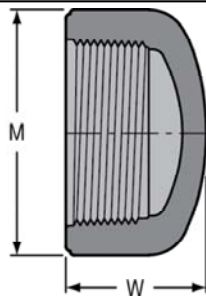
**Cap**  
 Socket



Part Number	Size	M	W	Approx. Wt. (Lbs.)
847-002C	1/4	13/16	29/32	.01
847-003C	3/8	31/32	1- 1/8	.02
847-005C	1/2	1- 3/16	1- 7/32	.03
847-007C	3/4	1- 3/8	1-13/32	.04
847-010C	1	1-11/16	1- 5/8	.08
847-012C	1-1/4	2- 3/32	1-27/32	.12
847-015C	1-1/2	2-11/32	2	.17
847-020C	2	2-27/32	2- 9/32	.26
847-025C	2-1/2	3-17/32	2- 5/8	.46
847-030C	3	4- 5/32	3- 1/32	.73
847-040C	4	5-7/32	3-15/16	1.36
847-050CF*	5	6-1/2	4-7/16	1.98
847-060C	6	7-9/16	5-15/32	3.42
847-080C	8	9-23/32	7-5/32	6.93
847-100CF*	10	12- 1/4	5-15/16	7.48
847-120CF*	12	14- 1/4	7- 1/8	12.11
847-140CF*	14	15- 1/2	7- 3/8	14.71
847-160CF*	16	17- 7/8	9	24.00
847-180CF*	18	19-15/16	9-1/4	28.87
847-200CF*	20	22	14-1/4	45.81
847-240CF*	24	26-3/8	17-1/4	270.65

\* Fabricated

**Cap**  
 Fipt



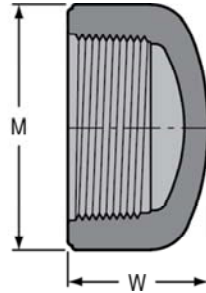
Part Number	Size	M	W	Approx. Wt. (Lbs.)
848-002C	1/4	13/16	13/16	.01
848-003C	3/8	15/16	7/8	.01
848-005C	1/2	1- 3/16	1- 1/16	.03
848-007C	3/4	1- 3/8	1-3/32	.04
848-010C	1	1-27/32	1- 7/16	.10
848-012C	1-1/4	2- 7/32	1-17/32	.15
848-015C	1-1/2	2-17/32	1-19/32	.20
848-020C	2	3-1/16	1-13/16	.29



Schedule 80 CPVC Technical  
**Schedule 80 CPVC Fittings**

**Cap**  
 Fipt

(Continued)

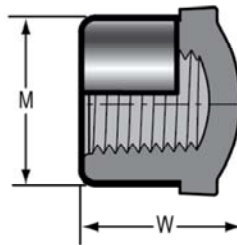


Part Number	Size	M	W	Approx. Wt. (Lbs.)
848-025C	2-1/2	3-11/16	2-15/32	.58
848-030C	3	4- 3/8	2- 7/16	.77
848-040C	4	5-17/32	3	1.37
848-060CF*	6	7-3/16	4-3/8	2.20
848-080CF*	8	9-3/8	4-3/8	3.76
848-100CF*	10	11-5/8	5-3/4	6.38
848-120CF*	12	13-13/16	6-3/16	10.24

\* Fabricated

**Cap - Special Reinforced**

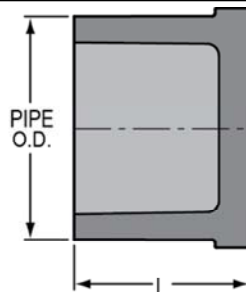
SR Fipt - Stainless Steel Collar



Part Number	Size	M	W	Approx. Wt. (Lbs.)
848-002CSR	1/4	27/32	27/32	.01
848-003CSR	3/8	31/32	29/32	.02
848-005CSR	1/2	1-3/16	1-1/16	.04
848-007CSR	3/4	1- 3/8	1- 3/32	.05
848-030CSR	3	4- 9/32	2- 7/16	.84

**Plug**

Spigot



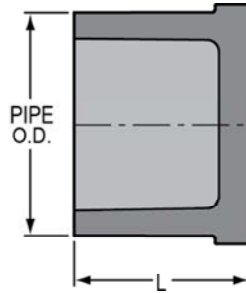
Part Number	Size	L	Approx. Wt. (Lbs.)
849-005C	1/2	1-5/32	.03
849-007C	3/4	1- 1/4	.03
849-010C	1	1- 3/8	.06
849-012C	1-1/4	1-17/32	.10

Schedule 80 CPVC Technical  
**Schedule 80 CPVC Fittings**



**Plug**  
 Spigot

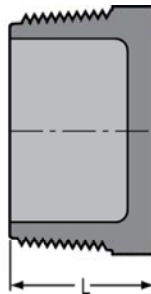
(Continued)



Part Number	Size	L	Approx. Wt. (Lbs.)
849-015C	1-1/2	1-11/16	.14
849-020C	2	1- 7/8	.22
849-025CF <sup>4*</sup>	2-1/2	5- 3/8	1.12
849-030CF <sup>4*</sup>	3	5-7/8	1.55
849-040CF <sup>4*</sup>	4	6-15/16	2.66
849-060CF <sup>4*</sup>	6	9-5/8	6.75
849-080CF <sup>4*</sup>	8	12-3/16	13.50
849-100CF <sup>4*</sup>	10	12-1/4	17.99
849-120CF <sup>4*</sup>	12	14-1/8	28.85
849-140CF <sup>4*</sup>	14	15-3/8	39.91
849-160CF <sup>4*</sup>	16	18	57.90
849-180CF <sup>4*</sup>	18	19-1/4	74.02
849-200CF <sup>4*</sup>	20	25-1/4	76.91
849-240CF <sup>4*</sup>	24	30-1/4	208.48

<sup>4</sup> Plug fabricated using Cap and pipe spigot.  
 \* Fabricated

**Plug**  
 Mipt



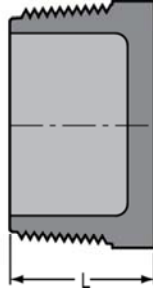
Part Number	Size	L	Approx. Wt. (Lbs.)
850-002C	1/4	23/32	.01
850-003C	3/8	3/4	.01
850-005C	1/2	27/32	.01
850-007C	3/4	7/8	.02
850-010C	1	1- 1/16	.05
850-012C	1-1/4	1-5/16	.07
850-015C	1-1/2	1-3/8	.10
850-020C	2	1- 3/8	.16
850-025C	2-1/2	1-13/16	.29
850-030C	3	1- 7/8	.45
850-040C	4	2-1/8	.81
850-060C	6	2- 3/32	1.79
850-060CF <sup>4*</sup>	6	7-1/2	5.50
850-080C	8	2-13/32	3.53



**Schedule 80 CPVC Technical**  
**Schedule 80 CPVC Fittings**

**Plug**  
Mipt

(Continued)

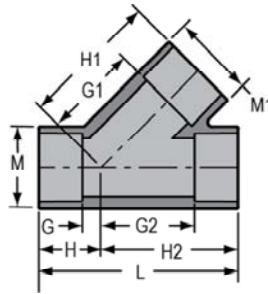


Part Number	Size	L	Approx. Wt. (Lbs.)
850-080CF <sup>4*</sup>	8	9-11/16	12.18
850-100CF <sup>4*</sup>	10	8- 7/16	13.76
850-120CF <sup>4*</sup>	12	10-5/8	24.34

<sup>4</sup> Plug fabricated using Cap and threaded pipe.  
\* Fabricated

**Wye**

Socket x Socket  
1/2" - 2" - 235 psi Maximum Internal Pressure Rating @ 73°F (23°C)  
2-1/2" - 6" - 150 psi Maximum Internal Pressure Rating @ 73°F (23°C)  
8" - 10" & All Fabricated Sizes - 100 psi Maximum Internal Pressure Rating @ 73°F (23°C)  
12" 80 psi Maximum Internal Pressure Rating @ 73°F (23°C)



Part Number	Size	G	G1	G2	H	H1	H2	L	M	M1	Approx. Wt. (Lbs.)
875-005C	1/2	1/4	1-3/16	1-3/16	1-5/32	2- 1/16	2-1/16	3-7/32	1- 5/32	1- 5/32	.12
875-007C	3/4	9/32	1-13/32	1-13/32	1-9/32	2-13/32	2-13/32	3-11/16	1- 3/8	1- 3/8	.19
875-010C	1	11/32	1- 3/4	1- 3/4	1-15/32	2-7/8	2- 7/8	4-11/32	1-11/16	1-11/16	.32
875-012C	1-1/4	13/32	2-3/16	2-3/16	1-21/32	3-15/32	3-15/32	5-1/8	2- 1/16	2- 1/16	.52
875-015C	1-1/2	15/32	2-19/32	2-19/32	1-27/32	3-31/32	3-31/32	5-13/16	2-11/32	2-11/32	.73
875-020C	2	5/8	3- 7/32	3- 7/32	2- 5/32	4-23/32	4-23/32	6- 7/8	2- 7/8	2- 7/8	1.27
875-025C	2-1/2	27/32	3-31/32	3-31/32	2-19/32	5-23/32	5-23/32	8- 5/16	3- 1/2	3- 1/2	2.04
875-030C	3	31/32	4- 3/4	4-3/4	2-7/8	6- 5/8	6-5/8	9- 1/2	4- 3/16	4- 3/16	3.12
875-040C	4	1-7/32	6- 1/32	6- 1/32	3-15/32	8- 9/32	8- 9/32	11-3/4	5- 1/4	5- 1/4	5.35
875-060C	6	1-13/32	8-21/32	8-1/16	4-13/32	11-21/32	11-1/16	15-15/32	7- 9/16	7- 9/16	13.21
875-080C	8	2-1/32	11-9/32	11-9/32	6-1/32	15-9/32	15-9/32	21- 5/16	9- 3/4	9- 3/4	28.12
875-080CF <sup>2*</sup>	8	5- 1/16	15- 7/8	13-11/16	9- 5/16	20- 1/8	17-15/16	27- 1/4	9- 5/8	9- 5/8	37.70
875-100CF <sup>2*</sup>	10	6- 1/2	18- 7/8	17- 1/4	11- 3/4	24- 1/8	22- 1/2	34- 1/4	11-15/16	11-15/16	73.03
875-120CF <sup>2*</sup>	12	7- 1/8	21-13/16	19- 7/8	13- 3/8	28- 1/16	26- 1/8	39- 1/2	14- 1/8	14- 1/8	111.12
875-140CF <sup>2*</sup>	14	9-13/16	23-13/16	23-13/16	16-13/16	30-13/16	30-13/16	47- 5/8	15- 1/2	15- 1/2	159.14
875-160CF <sup>2*</sup>	16	10- 1/8	26- 1/8	26- 1/8	18- 1/8	34- 1/8	34- 1/8	52- 1/4	17-11/16	17-11/16	211.72
875-180CF <sup>2*</sup>	18	10	29- 3/8	28	19	38- 3/8	37	56	19- 7/8	19- 7/8	292.03
875-200CF <sup>2*</sup>	20	11-5/8	31-5/8	31-5/8	21-5/8	41-5/8	41-5/8	63-1/4	22-1/16	22-1/16	374.67
875-240CF <sup>2*</sup>	24	14-1/4	38-1/4	38-1/4	26-1/4	50-1/4	50-1/4	76-1/2	26-7/16	26-7/16	719.95

<sup>2</sup> Fiberglass reinforced.  
\* Fabricated

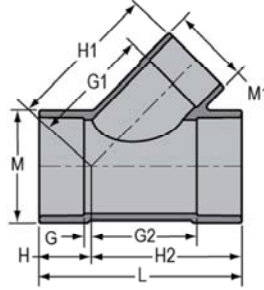
**Schedule 80 CPVC Technical**  
**Schedule 80 CPVC Fittings**



**Wye - Reducing**

Socket x Socket x Socket

1/2" - 2" - 235 psi Maximum Internal Pressure Rating @ 73°F (23°C)  
 2-1/2" - 6" - 150 psi Maximum Internal Pressure Rating @ 73°F (23°C)  
 8" - 10" & All Fabricated Sizes - 100 psi Maximum Internal Pressure Rating @ 73°F (23°C)  
 12" 80 psi Maximum Internal Pressure Rating @ 73°F (23°C)



Part Number	Size	G	G1	G2	H	H1	H2	L	M	M1	Approx. Wt. (Lbs.)
875-167C <sup>1</sup>	1-1/4X3/4	13/32	2-9/32	2-3/16	1-21/32	3-5/8	3-15/32	5- 1/8	2- 1/16	2- 1/16	.62
875-168C <sup>1</sup>	1-1/4X1	13/32	2-15/32	2-3/16	1-21/32	3-5/8	3-15/32	5- 1/8	2- 1/16	2- 1/16	.59
875-200CF <sup>2</sup>	20	11-5/8	31-5/8	31-5/8	21-5/8	41-5/8	41-5/8	63-1/4	22-1/16	22-1/16	374.67
875-210C <sup>1</sup>	1-1/2X3/4	1/2	3- 1/2	2- 9/16	1- 7/8	4- 1/2	3-15/16	5-13/16	2-11/32	2-11/32	.90
875-211C <sup>1</sup>	1-1/2X1	15/32	3	2-19/32	1-27/32	4-1/8	3-31/32	5-13/16	2-11/32	2-11/32	.86
875-212C <sup>1</sup>	1-1/2X1-1/4	15/32	2-7/8	2-19/32	1-27/32	4-1/8	3-31/32	5-13/16	2-11/32	2-11/32	.80
875-240CF <sup>2</sup>	24	14-1/4	38-1/4	38-1/4	26-1/4	50-1/4	50-1/4	76-1/2	26-7/16	26-7/16	719.95
875-248C <sup>1</sup>	2X3/4	5/8	4- 5/32	3- 7/32	2- 5/32	5- 5/32	4- 7/8	6- 7/8	2- 7/8	2- 7/8	1.55
875-250C <sup>1</sup>	2X1-1/4	5/8	3-21/32	3-7/32	2- 5/32	4-15/16	4-23/32	6- 7/8	2- 7/8	2- 7/8	1.48
875-251C <sup>1</sup>	2X1-1/2	5/8	3-3/4	3-7/32	2-5/32	5-1/8	4-23/32	6- 7/8	2- 7/8	2- 7/8	1.43
875-335C <sup>1</sup>	3X1	31/32	5- 7/8	4-3/4	2-7/8	7-1/32	6-5/8	9-1/2	4- 3/16	4- 3/16	3.79
875-336C <sup>1</sup>	3X1-1/4	31/32	5- 3/4	4-3/4	2-7/8	7-1/32	6-5/8	9-1/2	4- 3/16	4- 3/16	3.83
875-337C <sup>1</sup>	3X1-1/2	31/32	5-3/4	4-3/4	2-7/8	7-1/32	6-5/8	9-1/2	4-3/16	4-3/16	3.79
875-338C <sup>1</sup>	3X2	31/32	5-7/16	4- 3/4	2- 7/8	6-31/32	6- 5/8	9- 1/2	4- 3/16	4- 3/16	3.76
875-339C <sup>1</sup>	3X2-1/2	31/32	4-15/16	4-3/4	2-7/8	7-1/32	6-5/8	9-1/2	4- 3/16	4- 3/16	3.53
875-420C	4X2	3/32	4-7/8	4-15/32	2-5/32	6-3/8	6-3/4	8-29/32	5-1/4	2-7/8	3.13
875-422C	4X3	5/8	5- 7/16	5-9/32	2-7/8	7- 5/16	7-1/2	10-3/8	5- 1/4	4-5/32	4.18
875-528C <sup>1</sup>	6X2	0	8-23/32	6-11/16	3	10-1/4	9-11/16	12-11/16	7- 9/16	5- 7/16	11.18
875-528CF <sup>2</sup>	6X2	1-15/16	9- 3/16	8- 9/16	5- 3/16	10-15/16	11-13/16	17	7- 1/2	2-13/16	12.18
875-530C <sup>1</sup>	6X3	0	8-11/32	6-11/16	3	10- 1/4	9-11/16	12-11/16	7- 9/16	5-7/16	10.94
875-530CF <sup>2</sup>	6X3	2-15/16	10- 5/16	9- 9/16	6- 3/16	12- 9/16	12-13/16	19	7- 1/2	4- 1/8	14.44
875-532C	6X4	0	7-5/8	6-11/16	3	9-7/8	9-11/16	12-11/16	7- 9/16	5- 7/16	10.08
875-578C <sup>1</sup>	8X2	15/32	10-3/16	8-1/4	3-17/32	11-23/32	12-1/4	15-25/32	9-23/32	5-1/4	16.42
875-578CF <sup>2</sup>	8X2	7/8	10- 1/2	9- 1/2	5- 1/8	12- 1/4	13- 3/4	18- 7/8	9- 5/8	2-13/16	19.11
875-579CF <sup>2</sup>	8X2-1/2	1- 7/16	10-15/16	10- 1/16	5-11/16	12-15/16	14- 5/16	20	9- 5/8	3- 7/16	18.51
875-580CF <sup>2</sup>	8X3	1-15/16	11- 5/8	10- 9/16	6- 3/16	13- 7/8	14-13/16	21	9- 5/8	4- 1/8	21.71
875-582C	8X4	-15/32	9-1/16	8-1/4	3-17/32	11-5/16	12-1/4	15-3/4	9-23/32	5- 1/4	15.31
875-582CF <sup>2</sup>	8X4	2-15/16	11- 7/8	11- 9/16	7- 3/16	14- 1/8	15-13/16	23	9- 5/8	5- 3/16	24.77
875-585C <sup>1</sup>	8X6	2-1/32	12-11/16	11-9/32	6-1/32	15-11/16	15-9/32	21-5/16	9-3/4	9-3/4	33.48
875-585CF <sup>2</sup>	8X6	4-15/16	13-15/16	13- 9/16	9- 3/16	17- 3/16	17-13/16	27	9- 5/8	7- 1/2	34.47
875-621CF <sup>2</sup>	10X2	1/4	11- 7/8	10- 1/2	5	13- 5/8	15- 3/4	20- 3/4	11-15/16	2-13/16	29.82
875-623CF <sup>2</sup>	10X3	3/4	13	11- 1/2	6	15- 1/4	16- 3/4	22- 3/4	11-15/16	4- 1/8	33.43
875-624CF <sup>2</sup>	10X4	1- 3/4	13- 1/4	12- 1/2	7	15- 1/2	17- 3/4	24- 3/4	11-15/16	5- 3/16	36.89
875-626C	10X6	-3/16	11-29/32	11	4-13/16	14-15/16	16	20-13/16	12- 1/16	7-5/8	29.73
875-626CF <sup>2</sup>	10X6	3- 3/4	15- 5/16	14- 1/2	9	18- 9/16	19- 3/4	28- 3/4	11-15/16	7- 1/2	47.48
875-628C	10X8	1-7/16	12-7/8	12-7/16	6-7/16	16-7/8	17-7/16	23-7/8	12-3/32	9-3/4	37.73
875-628CF <sup>2</sup>	10X8	5- 1/4	17- 1/4	16	10- 1/2	21- 1/2	21- 1/4	31- 3/4	11-15/16	9- 5/8	56.36
875-661CF <sup>2</sup>	12X2	1- 5/16	13- 3/16	11- 7/16	4-15/16	14-15/16	17-11/16	22- 5/8	14- 1/8	2-13/16	44.03
875-663CF <sup>2</sup>	12X3	1/8	14- 5/16	12- 7/8	6- 3/8	16- 9/16	19- 1/8	25- 1/2	14- 1/8	4- 1/8	44.74
875-664CF <sup>2</sup>	12X4	5/8	14- 9/16	13- 3/8	6- 7/8	16-13/16	19- 5/8	26- 1/2	14- 1/8	5- 3/16	50.66

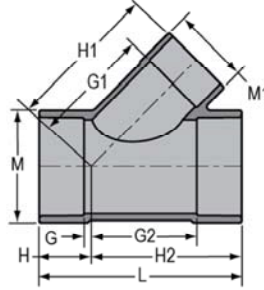


**Schedule 80 CPVC Technical**  
**Schedule 80 CPVC Fittings**

**Wye - Reducing**

(Continued)

Socket x Socket x Socket  
 1/2" - 2" - 235 psi Maximum Internal Pressure Rating @ 73°F (23°C)  
 2-1/2" - 6" - 150 psi Maximum Internal Pressure Rating @ 73°F (23°C)  
 8" - 10" & All Fabricated Sizes - 100 psi Maximum Internal Pressure Rating @ 73°F (23°C)  
 12" 80 psi Maximum Internal Pressure Rating @ 73°F (23°C)

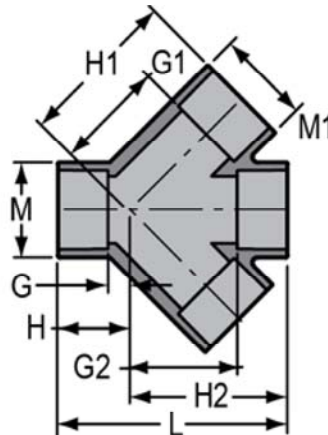


Part Number	Size	G	G1	G2	H	H1	H2	L	M	M1	Approx. Wt. (Lbs.)
875-666CF <sup>2</sup>	12X6	2- 5/8	16- 5/8	15- 3/8	8- 7/8	19- 7/8	21- 5/8	30- 1/2	14- 1/8	7- 1/2	63.31
875-668CF <sup>2</sup>	12X8	4- 1/4	18- 9/16	17	10- 1/2	22-13/16	23- 1/4	33- 3/4	14- 1/8	9- 5/8	74.48
875-670CF <sup>2</sup>	12X10	5- 3/4	20- 3/16	18- 1/2	12	25- 7/16	24- 3/4	36- 3/4	14- 1/8	11-15/16	86.93
875-694CF <sup>2</sup>	14X4	1- 1/4	15- 5/16	15- 1/4	8- 1/4	17- 9/16	22- 1/4	30- 1/2	15- 1/2	5- 3/16	73.56
875-696CF <sup>2</sup>	14X6	2	17- 3/8	16	9	20- 5/8	23	32	15- 1/2	7- 1/2	83.85
875-698CF <sup>2</sup>	14X8	4- 1/4	19- 5/16	18- 1/4	11- 1/4	23- 9/16	25- 1/4	36- 1/2	15- 1/2	9- 5/8	93.92
875-700CF <sup>2</sup>	14X10	5-3/4	20-15/16	19-3/4	12-3/4	26-3/16	26-3/4	39-1/2	15-1/2	11-15/16	107.46
875-702CF <sup>2</sup>	14X12	7- 1/4	22- 9/16	21- 1/4	14- 1/4	28-13/16	28- 1/4	42- 1/2	15- 1/2	14- 1/8	133.37
875-754CF <sup>2</sup>	16X4	1- 1/8	16- 5/8	17- 1/8	9- 1/8	18- 7/8	25- 1/8	34- 1/4	17-11/16	5- 3/16	103.11
875-756CF <sup>2</sup>	16X6	1- 5/8	18-11/16	17- 5/8	9- 5/8	21-15/16	25- 5/8	35- 1/4	17-11/16	7- 1/2	107.53
875-758CF <sup>2</sup>	16X8	3- 5/8	20- 5/8	19- 5/8	11- 5/8	24- 7/8	27- 5/8	39- 1/4	17-11/16	9- 5/8	126.98
875-760CF <sup>2</sup>	16X10	5- 1/8	22- 1/4	21- 1/8	13- 1/8	27- 1/2	29- 1/8	42- 1/4	17-11/16	11-15/16	137.96
875-762CF <sup>2</sup>	16X12	6- 1/2	23- 7/8	22- 1/2	14- 1/2	30- 1/8	30- 1/2	45	17-11/16	14- 1/8	165.90
875-764CF <sup>2</sup>	16X14	7- 7/8	25- 1/8	23- 7/8	15- 7/8	32- 1/8	31- 7/8	47- 3/4	17-11/16	15- 1/2	167.10
875-784CF <sup>2</sup>	18X4	0	17- 7/8	18	9	20- 1/8	27	36	19- 7/8	5- 3/16	117.95
875-786CF <sup>2</sup>	18X6	3/8	20- 1/8	18- 9/16	9- 3/8	23- 3/8	27- 9/16	36-15/16	19- 7/8	7- 1/2	123.00
875-788CF <sup>2</sup>	18X8	3	21- 7/8	21	12	26- 1/8	30	42	19- 7/8	9- 5/8	144.88
875-790CF <sup>2</sup>	18X10	4- 1/2	23- 1/2	22- 1/2	13- 1/2	28- 3/4	31- 1/2	45	19- 7/8	11-15/16	197.59
875-792CF <sup>2</sup>	18X12	6	25- 1/8	24	15	31- 3/8	33	48	19- 7/8	14- 1/8	187.12
875-794CF <sup>2</sup>	18X14	7	26- 3/8	25	16	33- 3/8	34	50	19- 7/8	15- 1/2	211.64
875-796CF <sup>2</sup>	18X16	8- 1/2	27- 3/8	26- 1/2	17- 1/2	35- 3/8	35- 1/2	53	19- 7/8	17-11/16	225.07

<sup>1</sup> Sized with Bushing  
<sup>2</sup> Fiberglass reinforced.  
 \* Fabricated

**Double Wye**

Socket x Socket x Socket x Socket  
 100 psi Maximum internal Pressure Rating @ 73°F (23°C)



Part Number	Size	G	G1	G2	H	H1	H2	L	M	M1	Approx. Wt. (Lbs.)
876-020CF <sup>2</sup>	2	3-15/16	5-5/8	6-5/16	5- 7/16	7-3/16	7-13/16	13-1/4	2- 7/8	2- 7/8	4.84

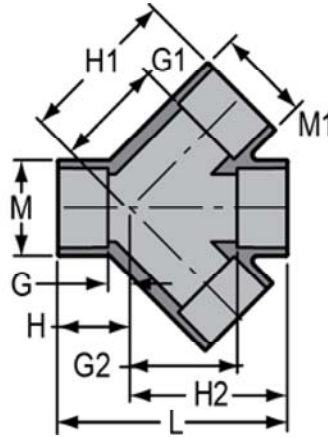
**Schedule 80 CPVC Technical**  
**Schedule 80 CPVC Fittings**



**Double Wye**

(Continued)

Socket x Socket x Socket x Socket  
 100 psi Maximum internal Pressure Rating @ 73°  
 F (23°C)

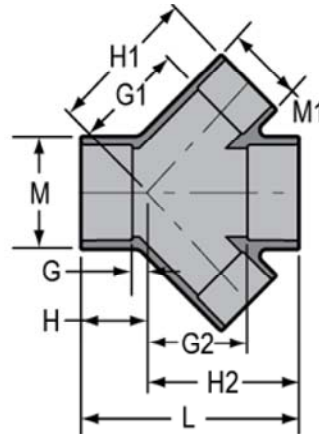


Part Number	Size	G	G1	G2	H	H1	H2	L	M	M1	Approx. Wt. (Lbs.)
876-030CF <sup>2</sup>	3	4-3/4	8-1/4	8-1/4	6-5/8	10-3/16	10-3/16	16-13/16	4-3/16	4-3/16	10.11
876-040CF <sup>2</sup>	4	4-11/16	9-3/16	9-3/16	6-15/16	11-7/16	11-7/16	18-3/8	5-3/16	5-3/16	13.41
876-060CF <sup>2</sup>	6	4-15/16	12-5/8	11-9/16	8-3/16	15-7/8	14-13/16	23	7-1/2	7-1/2	30.18
876-080CF <sup>2</sup>	8	5-1/16	15-7/8	13-11/16	9-5/16	20-1/8	17-15/16	27-1/4	9-5/8	9-5/8	53.78
876-100CF <sup>2</sup>	10	6-1/2	18-7/8	17-1/4	11-3/4	24-1/8	22-1/2	34-1/4	11-15/16	11-15/16	93.99
876-120CF <sup>2</sup>	12	7-1/8	21-13/16	19-7/8	13-3/8	28-1/16	26-1/8	39-1/2	14-1/8	14-1/8	149.18

<sup>2</sup> Fiberglass reinforced.  
 \* Fabricated

**Double Wye - Reducing**

Socket x Socket x Socket x Socket  
 Size 3" is 150 psi, all Fabricated Sizes- 100 psi  
 Maximum Internal Pressure Rating @ 73°F (23°  
 C)



Part Number	Size	G	G1	G2	H	H1	H2	L	M	M1	Approx. Wt. (Lbs.)
876-338C	3X2	3/16	4-1/4	4	2-1/16	5-3/4	5-7/8	7-15/16	4-3/16	2-7/8	2.39
876-420CF <sup>2</sup>	4X2	2-1/4	7-13/16	6-3/4	4-1/2	9-9/16	9	13-1/2	5-3/16	2-13/16	7.15
876-421CF <sup>2</sup>	4X2-1/2	1-7/8	8-1/4	6-3/8	4-1/8	10-1/4	8-5/8	12-3/4	5-3/16	3-7/16	5.85
876-422CF <sup>2</sup>	4X3	4-11/16	9-15/16	9-3/16	6-15/16	11-7/8	11-7/16	18-3/8	5-3/16	5-3/16	15.13
876-528CF <sup>2</sup>	6X2	1-15/16	9-3/16	8-9/16	5-3/16	10-15/16	11-13/16	17	7-1/2	2-13/16	13.76
876-529CF <sup>2</sup>	6X2-1/2	2-7/16	9-5/8	9-1/16	5-11/16	11-5/8	12-5/16	18	7-1/2	3-7/16	12.11
876-530CF <sup>2</sup>	6X3	2-15/16	10-5/16	9-9/16	6-3/16	12-9/16	12-13/16	19	7-1/2	4-1/8	16.03
876-532CF <sup>2</sup>	6X4	3-15/16	10-9/16	10-9/16	7-3/16	12-13/16	13-13/16	21	7-1/2	5-3/16	19.77
876-578CF <sup>2</sup>	8X2	7/8	10-1/2	9-1/2	5-1/8	12-1/4	13-3/4	18-7/8	9-5/8	2-13/16	17.20
876-579CF <sup>2</sup>	8X2-1/2	1-7/16	10-15/16	10-1/16	5-11/16	12-15/16	14-5/16	20	9-5/8	3-7/16	19.56
876-580CF <sup>2</sup>	8X3	1-15/16	11-5/8	10-9/16	6-3/16	13-7/8	14-13/16	21	9-5/8	4-1/8	25.11
876-582CF <sup>2</sup>	8X4	2-15/16	11-7/8	11-9/16	7-3/16	14-1/8	15-13/16	23	9-5/8	5-3/16	28.85



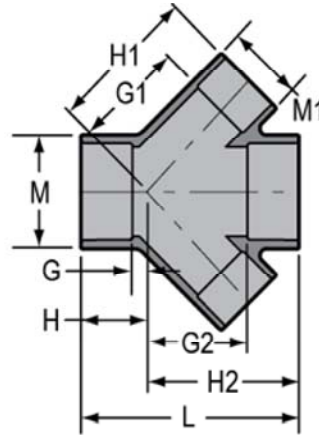
Schedule 80 CPVC Technical  
**Schedule 80 CPVC Fittings & Schedule 80 CPVC Unions**

### Double Wye - Reducing

(Continued)

Socket x Socket x Socket x Socket

Size 3" is 150 psi, all Fabricated Sizes- 100 psi  
 Maximum Internal Pressure Rating @ 73°F (23°C)



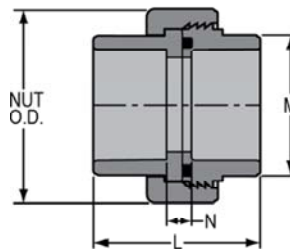
Part Number	Size	G	G1	G2	H	H1	H2	L	M	M1	Approx. Wt. (Lbs.)
876-585CF <sup>2*</sup>	8X6	4-15/16	13-15/16	13- 9/16	9- 3/16	17- 3/16	17-13/16	27	9- 5/8	7- 1/2	41.47
876-621CF <sup>2*</sup>	10X2	1/4	11- 7/8	10- 1/2	5	13- 5/8	15- 3/4	20- 3/4	11-15/16	2-13/16	26.33
876-622CF <sup>2*</sup>	10X2-1/2	1/8	12- 5/16	10- 7/8	5- 3/8	14- 5/16	16- 1/8	21- 1/2	11-15/16	3- 7/16	28.27
876-623CF <sup>2*</sup>	10X3	3/4	13	11- 1/2	6	15- 1/4	16- 3/4	22- 3/4	11-15/16	4- 1/8	24.66
876-624CF <sup>2*</sup>	10X4	1- 3/4	13- 1/4	12- 1/2	7	15- 1/2	17- 3/4	24- 3/4	11-15/16	5- 3/16	35.90
876-626CF <sup>2*</sup>	10X6	3- 3/4	15- 5/16	14- 1/2	9	18- 9/16	19- 3/4	28- 3/4	11-15/16	7- 1/2	46.54
876-628CF <sup>2*</sup>	10X8	5- 1/4	17- 1/4	16	10- 1/2	21- 1/2	21- 1/4	31- 3/4	11-15/16	9- 5/8	70.04
876-661CF <sup>2*</sup>	12X2	1- 5/16	13- 3/16	11- 7/16	4-15/16	14-15/16	17-11/16	22- 5/8	14- 1/8	2-13/16	39.61
876-662CF <sup>2*</sup>	12X2-1/2	15/16	13- 5/8	11-13/16	5- 5/16	15- 5/8	18- 1/16	23- 3/8	14- 1/8	3- 7/16	41.99
876-663CF <sup>2*</sup>	12X3	1/8	14-15/16	12- 7/8	6- 3/8	16- 9/16	19- 1/8	25- 1/2	14- 1/8	4- 1/8	46.17
876-664CF <sup>2*</sup>	12X4	5/8	14- 9/16	13- 3/8	6- 7/8	16-13/16	19- 5/8	26- 1/2	14- 1/8	5- 3/16	49.77
876-666CF <sup>2*</sup>	12X6	2- 5/8	16- 5/8	15- 3/8	8- 7/8	19- 7/8	21- 5/8	30- 1/2	14- 1/8	7- 1/2	63.29
876-668CF <sup>2*</sup>	12X8	4- 1/4	18- 9/16	17	10- 1/2	22-13/16	23- 1/4	33- 3/4	14- 1/8	9- 5/8	79.18
876-670CF <sup>2*</sup>	12X10	5- 3/4	20- 3/16	18- 1/2	12	25- 7/16	24- 3/4	36- 3/4	14- 1/8	11-15/16	102.16

<sup>2</sup> Fiberglass reinforced.  
 \* Fabricated

### Union 2000 - Socket/FKM

Socket x Socket with FKM O-ring Seal

Dimensions Also Applicable to  
 8097-XXXC EPDM O-Ring Seals



Pressure Rating  
 1/4" - 4" 235 psi @ 73°F  
 6" 150 PSI @ 73°F

Part Number	Size	L	M	N	NUT O.D.	Approx. Wt. (Lbs.)
857-002C	1/4	1-15/16	29/32	11/16	1-21/32	.09
857-003C	3/8	2- 5/32	1-1/16	5/8	1-25/32	.11
8057-005C	1/2	2- 3/32	1- 3/16	5/16	1-15/16	.12
8057-007C	3/4	2- 3/8	1-3/8	3/8	2-3/8	.20
8057-010C	1	2-11/16	1-23/32	13/32	2-21/32	.28
8057-012C	1-1/4	2-15/16	2- 3/32	1-3/32	3- 3/32	.41
8057-015C	1-1/2	3- 1/4	2-11/32	1/2	3-19/32	.54
8057-020C	2	3-9/16	2- 7/8	17/32	4-5/16	.90
8057-025C	2-1/2	4- 7/32	3- 1/2	11/16	6-3/16	2.25
8057-030C	3	4-5/16	4-5/32	17/32	6-3/16	2.27

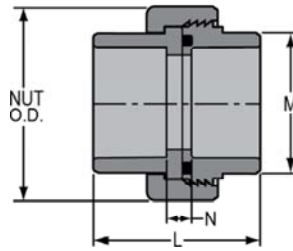
**Schedule 80 CPVC Technical**  
**Schedule 80 CPVC Unions**



**Union 2000 - Socket/FKM**

(Continued)

Socket x Socket with FKM O-ring Seal  
 Dimensions Also Applicable to  
 8097-XXXC EPDM O-Ring Seals

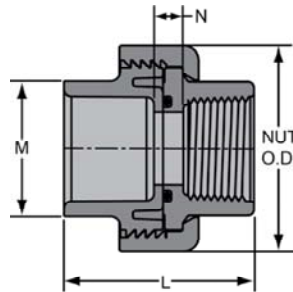


Pressure Rating  
 1/4" - 4" 235 psi @ 73°F  
 6" 150 PSI @ 73°F

Part Number	Size	L	M	N	NUT O.D.	Approx. Wt. (Lbs.)
8057-040C	4	5-3/16	5- 1/4	21/32	7- 3/4	4.02
8057-060C	6	6-29/32	7-21/32	27/32	11- 5/8	12.44

**Union 2000 - Socket/Fipt/FKM**

Socket x Fipt with FKM O-ring Seal  
 Dimensions Also Applicable to  
 8099-XXXC EPDM O-Ring Seals

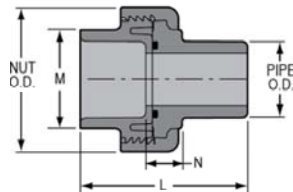


Pressure Rating  
 1/2" - 4" 235 psi @ 73°F  
 6" 150 PSI @ 73°F

Part Number	Size	L	M	N	NUT O.D.	Approx. Wt. (Lbs.)
8059-005C	1/2	1-7/8	1-3/16	5/16	1-15/16	.12
8059-007C	3/4	2- 1/16	1-3/8	3/8	2-3/8	.19
8059-010C	1	2-7/16	1-11/16	1/2	2-21/32	.27
8059-012C	1-1/4	2-5/8	2-1/16	1/2	3-3/16	.40
8059-015C	1-1/2	2-13/16	2-11/32	17/32	3-19/32	.53
8059-020C	2	3	2- 7/8	9/16	4-5/16	.88
8059-025C	2-1/2	3-15/32	3- 1/2	13/32	6- 3/16	2.28
8059-030C	3	3-13/16	4-5/32	5/8	6-3/16	2.26
8059-040C	4	4- 3/8	5- 1/4	11/16	7- 3/4	3.85
8059-060C	6	6-27/32	7-21/32	1-17/32	11- 5/8	11.98

**Union 2000 - Socket/Spigot/FKM**

Socket x Spigot with FKM O-ring Seal  
 Dimensions Also Applicable to  
 8096-XXXC EPDM O-Ring Seals



Pressure Rating  
 1/2" - 4" 235 psi @ 73°F  
 6" 150 PSI @ 73°F

Part Number	Size	L	M	N	NUT O.D.	Approx. Wt. (Lbs.)
8056-005C	1/2	2-11/32	1- 3/16	9/16	1-15/16	.13
8056-007C	3/4	2- 5/8	1- 3/8	19/32	2-3/8	.20
8056-010C	1	2-15/16	1-23/32	11/16	2-21/32	.29
8056-012C	1-1/4	3- 7/32	2- 3/32	11/16	3- 3/16	.43
8056-015C	1-1/2	3- 1/2	2-11/32	23/32	3-19/32	.55
8056-020C	2	3-25/32	2- 7/8	3/4	4- 5/16	.92



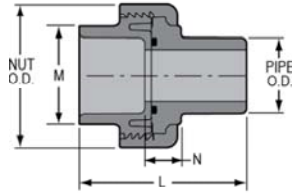
**Schedule 80 CPVC Technical**  
**Schedule 80 CPVC Unions**

**Union 2000 -**

**Socket/Spigot/FKM**

(Continued)

Socket x Spigot with FKM O-ring Seal  
 Dimensions Also Applicable to  
 8096-XXXC EPDM O-Ring Seals

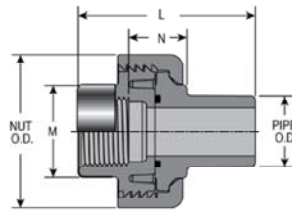


Pressure Rating  
 1/2" - 4" 235 psi @ 73°F  
 6" 150 PSI @ 73°F

Part Number	Size	L	M	N	NUT O.D.	Approx. Wt. (Lbs.)
8056-025C	2-1/2	4-21/32	3-1/2	1-1/8	6-3/16	2.32
8056-030C	3	4-3/4	4- 5/32	31/32	6-3/16	2.35
8056-040C	4	5- 5/8	5- 1/4	1- 1/8	7-23/32	4.09
8056-060C	6	7-5/8	7- 9/16	1- 1/2	11-11/16	12.86

**Union 2000 - Special Reinforced Fipt/Spigot/FKM**

SR Fipt x Spigot with FKM O-ring Seal  
 Dimensions Also Applicable to  
 8095-XXXCSR EPDM O-Ring Seals

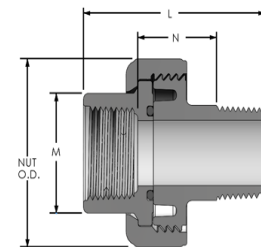


Pressure Rating  
 1/2" - 4" 235 psi @ 73°F  
 6" 150 PSI @ 73°F

Part Number	Size	L	M	N	NUT O.D.	Approx. Wt. (Lbs.)
8055-005CSR	1/2	2-13/32	1-7/32	25/32	1-15/16	.14
8055-007CSR	3/4	2-21/32	1-3/8	29/32	2-3/8	.22
8055-010CSR	1	3-1/16	1-23/32	1-1/16	2-21/32	.34
8055-012CSR	1-1/4	3-5/16	2-3/32	1-1/16	3-3/16	.47
8055-015CSR	1-1/2	3-15/32	2-7/16	1-3/32	3-19/32	.61
8055-020CSR	2	3-31/32	3-1/32	1-15/32	4-5/16	1.02
8055-025CSR	2-1/2	4-9/32	3-19/32	1-27/32	6-3/16	2.51
8055-030CSR	3	5-1/8	4-9/32	1-27/32	6-3/16	2.59
8055-040CSR	4	6	5-1/4	2-7/32	7-3/4	4.38
8055-060CSR	6	7-19/32	7-19/32	2-7/8	11-5/8	13.16

**Union 2000 - Fipt/Mipt/FKM**

Fipt x Mipt with FKM O-ring Seal  
 Dimensions Also Applicable to  
 8093-XXXCSR EPDM O-Ring Seals



Pressure Rating  
 1/2" - 3" 235 psi @ 73°F

Part Number	Size	L	M	N	NUT O.D.	Approx. Wt. (Lbs.)
8053-005C	1/2	2-3/8	1-3/16	1-1/16	1-15/16	.13
8053-007C	3/4	2-9/16	1-3/8	1-1/4	2-3/8	.20
8053-010C	1	3	1-11/16	1-3/8	2-21/32	.29
8053-012C	1-1/4	3-5/16	2-1/16	1-7/16	3-3/16	.43

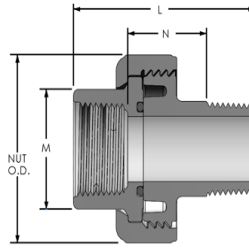
**Schedule 80 CPVC Technical**  
**Schedule 80 CPVC Unions**



**Union 2000 - Fipt/Mipt/FKM**

(Continued)

Fipt x Mipt with FKM O-ring Seal  
 Dimensions Also Applicable to  
 8093-XXXCSR EPDM O-Ring Seals

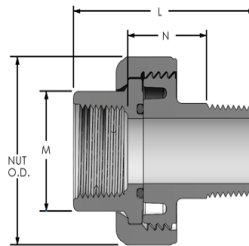


Pressure Rating  
 1/2" - 3" 235 psi @ 73°F

Part Number	Size	L	M	N	NUT O.D.	Approx. Wt. (Lbs.)
8053-015C	1-1/2	3-1/2	2-13/32	1-5/8	3-19/32	.57
8053-020C	2	4-15/16	3	1-15/16	4-5/16	.99
8053-030C	3	5-7/16	4-9/32	2-7/16	6-3/16	2.57

**Union 2000 - Fipt/Mipt/FKM-Reducing**

Fipt x Mipt with FKM O-ring Seal  
 Dimensions Also Applicable to  
 8094-XXXCSR EPDM O-Ring Seals

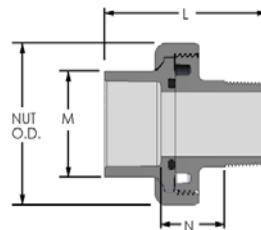


Pressure Rating  
 235 psi @ 73°F

Part Number	Size	L	M	N	NUT O.D.	Approx. Wt. (Lbs.)
8053-168C	1-1/4X1	3-1/8	2-1/16	1-7/16	3-3/16	.41

**Union 2000 - Socket/Mipt/FKM**

Socket x Mipt with FKM O-ring Seal  
 Dimensions Also Applicable to  
 8094-XXXCSR EPDM O-Ring Seals



Pressure Rating  
 1/2" - 3" 235 psi @ 73°F

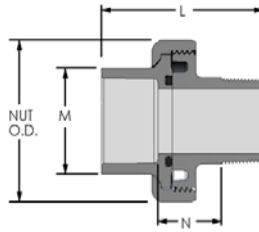
Part Number	Size	L	M	N	NUT O.D.	Approx. Wt. (Lbs.)
8054-005C	1/2	2-9/16	1-3/16	1-1/16	1-15/16	.13
8054-007C	3/4	2-13/16	1-3/8	1-3/16	2-3/8	.21
8054-010C	1	3-3/16	1-23/32	1-1/4	2-21/32	.29
8054-012C	1-1/4	3-5/8	2-3/32	1-3/8	3-3/16	.44
8054-015C	1-1/2	3-15/16	2-11/32	1-9/16	3-19/32	.59
8054-020C	2	4-1/2	2-7/8	1-7/8	4-5/16	1.01
8054-030C	3	5-7/8	4-5/32	2-3/8	6-3/16	2.59



Schedule 80 CPVC Technical  
**Schedule 80 CPVC Unions**

**Union 2000 - Socket/Mipt/FKM-Reducing**

Socket x Mipt with FKM O-ring Seal  
 Dimensions Also Applicable to  
 8093-XXXCSR EPDM O-Ring Seals

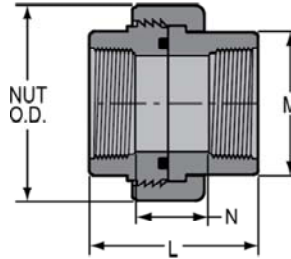


Pressure Rating  
 235 psi @ 73°F

Part Number	Size	L	M	N	NUT O.D.	Approx. Wt. (Lbs.)
8054-168C	1-1/4X1	3-7/16	2-3/32	1-3/8	3-3/16	.42

**Union 2000 - Fipt/FKM**

Fipt x Fipt with FKM O-ring Seal  
 Dimensions Also Applicable to  
 8098-XXXC EPDM O-Ring Seals

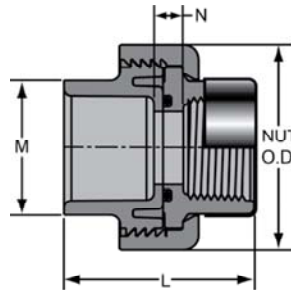


Pressure Rating  
 1/4" - 4" 235 psi @ 73°F  
 6" 150 PSI @ 73°F

Part Number	Size	L	M	N	NUT O.D.	Approx. Wt. (Lbs.)
858-002C	1/4	1-15/16	15/16	3/4	1-21/32	.10
858-003C	3/8	2-5/32	1- 1/32	31/32	1-25/32	.13
8058-005C	1/2	1-29/32	1- 3/16	17/32	1- 7/8	.13
8058-007C	3/4	2-3/32	1- 3/8	3/4	2-3/8	.20
8058-010C	1	2-9/16	1-11/16	29/32	2- 9/16	.29
8058-012C	1-1/4	2-23/32	2-1/16	7/8	3-3/16	.42
8058-015C	1-1/2	2-3/16	2- 3/8	1	3-19/32	.56
8058-020C	2	3-3/16	3	1-1/4	4-5/16	.94
8058-025C	2-1/2	4-1/16	3- 9/16	1-15/32	6-3/16	2.41
8058-030C	3	4-3/16	4- 9/32	1-1/2	6-3/16	2.48
8058-040C	4	4-11/16	5- 1/4	1-13/16	7- 3/4	4.05
8058-060C	6	6-7/32	7-21/32	2-13/16	11-5/8	12.14

**Union 2000 - Socket/Special Reinforced Fipt/FKM**

Socket x SR Fipt with FKM O-ring Seal  
 Dimensions Also Applicable to  
 8099-XXXCSR EPDM O-Ring Seals



Pressure Rating  
 1/2" - 4" 235 psi @ 73°F  
 6" 150 PSI @ 73°F

Part Number	Size	L	M	N	NUT O.D.	Approx. Wt. (Lbs.)
8059-005CSR	1/2	1-29/32	1- 3/16	9/32	1-15/16	.13
8059-007CSR	3/4	2-3/32	1-3/8	11/32	2-3/8	.20
8059-010CSR	1	2-15/32	1-23/32	13/32	2-21/32	.29
8059-012CSR	1-1/4	2-21/32	2- 3/32	7/16	3-7/32	.42
8059-015CSR	1-1/2	2-27/32	2-11/32	1/2	3-19/32	.56

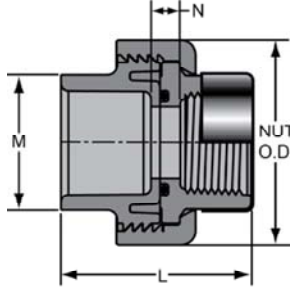
Schedule 80 CPVC Technical  
**Schedule 80 CPVC Unions**



**Union 2000 - Socket/Special Reinforced Fipt/FKM**

(Continued)

Socket x SR Fipt with FKM O-ring Seal  
 Dimensions Also Applicable to  
 8099-XXXCSR EPDM O-Ring Seals

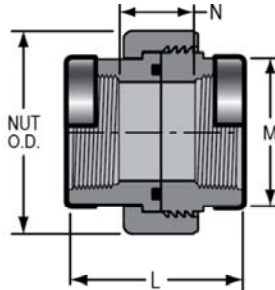


Pressure Rating  
 1/2" - 4" 235 psi @ 73°F  
 6" 150 PSI @ 73°F

Part Number	Size	L	M	N	NUT O.D.	Approx. Wt. (Lbs.)
8059-020CSR	2	3-1/32	2- 7/8	1/2	4-5/16	.92
8059-025CSR	2-1/2	3-27/32	3-1/2	3/4	6- 3/16	2.32
8059-030CSR	3	3-13/16	4-5/32	1/2	6-3/16	2.34
8059-040CSR	4	4-11/32	5- 1/4	5/8	7- 3/4	3.95
8059-060CSR	6	6-1/4	7-21/32	1-17/32	11-9/16	12.13

**Union 2000 - Special Reinforced Fipt/FKM**

SR Fipt x SR Fipt w/FKM O-ring Seal - Stainless Steel Collar  
 Dimensions Also Applicable to  
 8098-XXXCSR EPDM O-Ring Seals

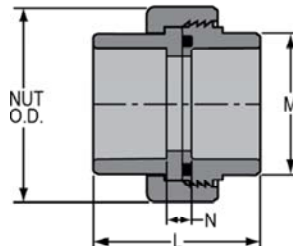


Pressure Rating  
 1/2" - 4" 235 psi @ 73°F  
 6" 150 PSI @ 73°F

Part Number	Size	L	M	N	NUT O.D.	Approx. Wt. (Lbs.)
8058-005CSR	1/2	2	1-7/32	9/16	1-15/16	.15
8058-007CSR	3/4	2-1/8	1- 3/8	23/32	2-3/8	.22
8058-010CSR	1	2-19/32	1-23/32	29/32	2-21/32	.34
8058-012CSR	1-1/4	2-3/4	2-3/32	29/32	3-3/16	.46
8058-015CSR	1-1/2	2-27/32	2-7/16	1-1/32	3-19/32	.62
8058-020CSR	2	3-3/16	3- 1/32	1-9/32	4-5/32	1.02
8058-025CSR	2-1/2	4-3/32	3-19/32	1-9/16	6-3/16	2.51
8058-030CSR	3	4-7/32	4- 9/32	1-1/2	6-3/16	2.58
8058-040CSR	4	4-3/4	5- 1/4	1-13/16	7-3/4	4.24
8058-060CSR	6	6-1/4	7-19/32	2-31/32	11- 5/8	12.43

**Union (Old Style) - Socket/FKM**

Socket x Socket with FKM O-ring Seal  
 Dimensions Also Applicable to  
 897-XXXC EPDM O-Ring Seals



Pressure Rating  
 235 psi @ 73°F

Part Number	Size	L	M	N	NUT O.D.	Approx. Wt. (Lbs.)
857-005C	1/2	2-1/16	1- 9/32	5/16	1-31/32	.15
857-007C	3/4	2-13/32	1-17/32	11/32	2- 1/2	.28
857-010C	1	2- 9/16	1-7/8	5/16	2- 7/8	.39

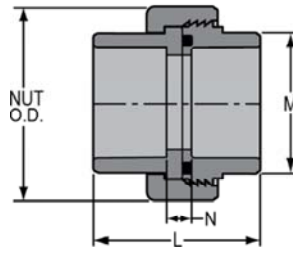


Schedule 80 CPVC Technical  
**Schedule 80 CPVC Unions**

**Union (Old Style) - Socket/FKM**

(Continued)

Socket x Socket with FKM O-ring Seal  
 Dimensions Also Applicable to  
 897-XXXC EPDM O-Ring Seals

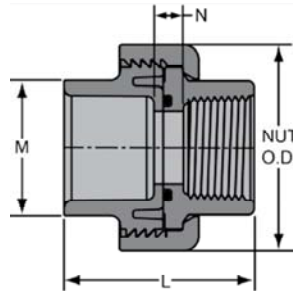


Pressure Rating  
 235 psi @ 73°F

Part Number	Size	L	M	N	NUT O.D.	Approx. Wt. (Lbs.)
857-012C	1-1/4	2- 7/8	2- 7/32	11/32	3- 5/16	.52
857-015C	1-1/2	3-5/32	2- 9/16	15/32	3-17/32	.64
857-020C	2	3- 5/8	3-1/16	9/16	4- 3/16	1.01
857-025C	2-1/2	4- 3/8	3- 5/8	7/8	4- 7/8	1.58
857-030C	3	5	4- 3/8	1-7/32	5- 3/4	2.51
857-040C	4	5-27/32	5-13/32	1-11/32	7- 1/8	3.97

**Union (Old Style) - Socket/Fipt/FKM**

Socket x Fipt with FKM O-ring Seal  
 Dimensions Also Applicable to  
 899-XXXC EPDM O-Ring Seals

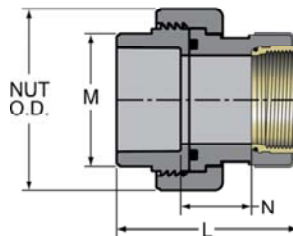


Pressure Rating  
 235 psi @ 73°F

Part Number	Size	L	M	N	NUT O.D.	Approx. Wt. (Lbs.)
859-005C	1/2	2-1/16	1-5/16	7/16	1-31/32	.16
859-007C	3/4	2-13/32	1-17/32	19/32	2- 1/2	.29
859-010C	1	2- 9/16	1-7/8	7/16	2- 7/8	.40
859-012C	1-1/4	2- 7/8	2-1/4	19/32	3- 5/16	.54
859-015C	1-1/2	3-3/16	2-9/16	27/32	3- 9/16	.66
859-020C	2	3- 5/8	3-1/16	1-1/8	4- 3/16	1.06
859-025C	2-1/2	4-13/32	3- 5/8	1-13/32	4- 7/8	1.65
859-030C	3	5-1/32	4- 3/8	1-19/32	5- 3/4	2.60
859-040C	4	5- 7/8	5-13/32	1- 7/8	7-1/8	4.12

**Union - Socket/Brass Fipt/FKM**

Socket x Fipt with Brass Thread Insert & FKM O-ring Seal  
 Dimensions Also Applicable to  
 899-XXXCBR EPDM O-Ring Seals



Pressure Rating  
 235 psi @ 73°F

Part Number	Size	L	M	N	NUT O.D.	Approx. Wt. (Lbs.)
859-005CBR	1/2	2-1/4	1-9/32	25/32	1-15/16	.22
859-007CBR	3/4	2-11/16	1-17/32	1	2- 1/2	.36
859-010CBR	1	2-13/16	1- 7/8	1- 1/32	2- 7/8	.53

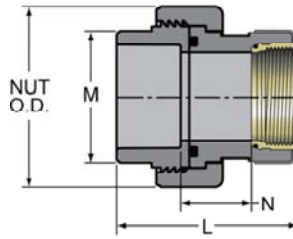
**Schedule 80 CPVC Technical**  
**Schedule 80 CPVC Unions**



**Union - Socket/Brass Fipt/FKM**

(Continued)

Socket x Fipt with Brass Thread Insert & FKM O-ring Seal  
 Dimensions Also Applicable to  
 899-XXXCBR EPDM O-Ring Seals



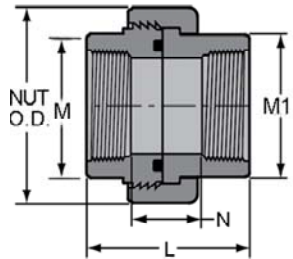
Pressure Rating  
 235 psi @ 73°F

Part Number	Size	L	M	N	NUT O.D.	Approx. Wt. (Lbs.)
859-012CBR	1-1/4	3-5/16	2-1/4	1-5/16	3- 5/16	.76
859-015CBR	1-1/2	3-9/16	2- 9/16	1-13/32	3-17/32	.92
859-020CBR	2	3-19/32	2- 7/8	1-5/16	4- 5/16	1.63

Not intended to convey or dispense water for human consumption through drinking or cooking

**Union (Old Style) - Fipt/FKM**

Fipt x Fipt with FKM O-ring Seal  
 Dimensions Also Applicable to  
 898-XXXC EPDM O-Ring Seals

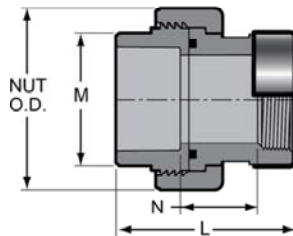


Pressure Rating  
 235 psi @ 73°F

Part Number	Size	L	M	M1	N	NUT O.D.	Approx. Wt. (Lbs.)
858-005C	1/2	2-1/16	1- 9/32	1-9/32	19/32	1-31/32	.16
858-007C	3/4	2- 3/8	1-17/32	1-17/32	13/16	2- 1/2	.30
858-010C	1	2- 9/16	1-27/32	1-7/8	19/32	2- 7/8	.41
858-012C	1-1/4	2- 7/8	2- 7/32	2-27/32	7/8	3- 5/16	.61
858-015C	1-1/2	3-3/16	2-1/2	2-9/16	1-7/32	3-17/32	.69
858-020C	2	3-19/32	3	3-1/16	1-19/32	4- 3/16	1.11
858-025C	2-1/2	4- 3/8	3- 5/8	3-5/8	1-25/32	4- 7/8	1.74
858-030C	3	5	4- 3/8	4-3/8	1-13/16	5- 3/4	2.66
858-040C	4	5- 7/8	5-3/8	5-13/32	2-5/8	7-1/8	4.29

**Union (Old Style) - Socket/Special Reinforced Fipt/FKM**

Socket x SR Fipt w/FKM O-ring Seal - Stainless Steel Collar  
 Dimensions Also Applicable to  
 899-XXXCSR EPDM O-Ring Seals



Pressure Rating  
 235 psi @ 73°F

Part Number	Size	L	M	N	NUT O.D.	Approx. Wt. (Lbs.)
859-002CSR	1/4	2-1/8	15/16	7/8	1-21/32	.07
859-003CSR	3/8	2-5/16	1-1/16	1-5/16	1-25/32	.07
859-005CSR	1/2	2- 9/32	1- 9/32	21/32	1-31/32	.16
859-007CSR	3/4	2-19/32	1-17/32	25/32	2- 1/2	.29
859-010CSR	1	2-15/16	1-29/32	29/32	2- 7/8	.43

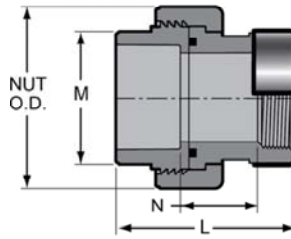


Schedule 80 CPVC Technical  
**Schedule 80 CPVC Unions & Schedule 80 CPVC Tank Adapters**

**Union (Old Style) -  
 Socket/Special Reinforced  
 Fipt/FKM**

(Continued)

Socket x SR Fipt w/FKM O-ring Seal - Stainless Steel Collar  
 Dimensions Also Applicable to  
 899-XXXCSR EPDM O-Ring Seals



Pressure Rating  
 235 psi @ 73°F

Part Number	Size	L	M	N	NUT O.D.	Approx. Wt. (Lbs.)
859-012CSR	1-1/4	3-7/32	2- 7/32	31/32	3- 5/16	.57
859-015CSR	1-1/2	3-7/16	2- 9/16	1- 1/32	3- 9/16	.71
859-020CSR	2	4- 3/32	3-1/16	1-19/32	4- 3/16	1.17
859-030CSR	3	5- 1/4	4-13/32	2	5- 3/4	2.74
859-040CSR	4	5-5/16	5-13/32	2-7/32	7-1/8	4.19

**Tank Adapters, CPVC New  
 Style Standard with Neoprene  
 Gaskets**

Socket x Socket  
 150 psi Maximum Internal Pressure Rating @ 73°  
 F (23°C)

Dimensions Also Applicable to  
 8170E-XXXC & 8170V-XXXC

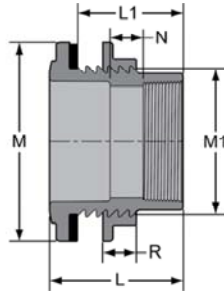


Part Number	Size	L	L1	M	M1	N	R	Min Hole Size	Approx. Wt. (Lbs.)
8170-002C	1/4	2-15/32	1-13/16	1-17/32	1-1/32	1-3/16	1/2	1-1/16	.11
8170-003C	3/8	2- 1/2	1-27/32	1-21/32	1-5/32	1	1/2	1-3/16	.12
8170-005C	1/2	2-29/32	2-3/16	2-1/16	1-7/16	1-1/8	5/8	1-1/2	.22
8170-007C	3/4	2-15/16	2-3/16	2-1/4	1-5/8	29/32	5/8	1-3/4	.24
8170-010C	1	3-9/32	2-9/16	2-21/32	1-31/32	1	5/8	2	.37
8170-012C	1-1/4	3-13/32	2-5/8	3-1/8	2-5/16	29/32	5/8	2-3/8	.48
8170-015C	1-1/2	3-5/8	2-13/16	3-5/8	2-11/16	7/8	5/8	2-3/4	.66
8170-020C	2	4-1/8	3-1/4	4-7/8	3-1/4	1-1/16	3/4	3-3/8	1.29
8170-025C	2-1/2	4-27/32	3-29/32	5-1/4	3-13/16	1-5/16	1	3-7/8	2.26
8170-030C	3	5-1/2	4-1/2	6	4-17/32	1-23/32	1	4-5/8	2.61
8170-040C	4	4-31/32	3-15/16	7-7/16	5-7/16	7/16	1-1/4	5-1/2	3.21
8170-060C	6	5	4	10-3/32	8	1/8	1-1/4	8	5.76
8170-080C	8	8-19/32	6-7/8	12-15/16	10-7/32	1/2	1-1/2	10-3/8	17.30

Schedule 80 CPVC Technical  
**Schedule 80 CPVC Tank Adapters**



**Tank Adapters, CPVC New  
 Style Standard with Neoprene  
 Gaskets**

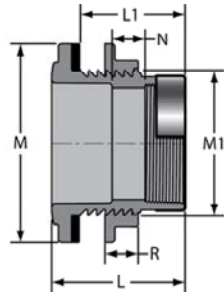


Socket x Fipt  
 150 psi Maximum Internal Pressure Rating @ 73°  
 F (23°C)

Dimensions Also Applicable to  
 8171E-XXXX & 8171V-XXXX

Part Number	Size	L	L1	M	M1	N	R	Min Hole Size	Approx. Wt. (Lbs.)
8171-002C	1/4	2-15/32	1-13/16	1-17/32	1-1/32	1- 1/4	1/2	1-1/16	.12
8171-003C	3/8	2- 1/2	1-27/32	1-21/32	1-5/32	1- 3/16	1/2	1-3/16	.12
8171-005C	1/2	2-29/32	2- 3/16	2- 1/16	1-7/16	1-5/16	5/8	1-1/2	.23
8171-007C	3/4	2-15/16	2-3/16	2- 1/4	1- 5/8	1- 3/16	5/8	1-3/4	.26
8171-010C	1	3-9/32	2-9/16	2-21/32	1-31/32	1- 1/4	5/8	2	.39
8171-012C	1-1/4	3-13/32	2-5/8	3-1/8	2- 5/16	1-7/32	5/8	2-3/8	.51
8171-015C	1-1/2	3- 5/8	2-13/16	3- 5/8	2-11/16	1-9/32	5/8	2-3/4	.71
8171-020C	2	4- 1/8	3- 1/4	4- 7/8	3- 1/4	1- 5/8	3/4	3-3/8	1.34
8171-025C	2-1/2	4-27/32	3-29/32	5- 1/4	3-13/16	1-3/4	1	3-7/8	2.39
8171-030C	3	5- 1/2	4- 1/2	6	4-17/32	2- 3/16	1	4-5/8	2.75
8171-040C	4	4-31/32	3-15/16	7-7/16	5-7/16	1-7/32	1- 1/4	5-1/2	3.35
8171-060C	6	5	4	10-3/32	8	1/32	1- 1/4	8	5.91

**Tank Adapters, CPVC New  
 Style Special Reinforced (SR)  
 Threaded with Neoprene  
 Gaskets**



Socket x SR Fipt - Stainless Steel Collar  
 150 psi Maximum Internal Pressure Rating @ 73°  
 F (23°C)

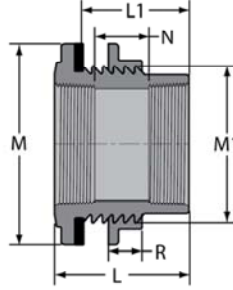
Dimensions Also Applicable to  
 8171E-XXXCSR & 8171V-XXXCSR

Part Number	Size	L	L1	M	M1	N	R	Min Hole Size	Approx. Wt. (Lbs.)
8171-002CSR	1/4	2- 1/2	1-13/16	1- 1/2	1- 1/16	1- 1/4	1/2	1-1/16	.12
8171-003CSR	3/8	2- 1/2	1-13/16	1- 5/8	1- 3/16	1- 3/16	1/2	1-3/16	.13
8171-005CSR	1/2	2-15/16	2- 1/4	2- 1/16	1-15/32	1- 9/32	5/8	1-1/2	.24
8171-007CSR	3/4	2-15/16	2- 3/16	2- 1/4	1- 5/8	1- 1/4	5/8	1-3/4	.27
8171-010CSR	1	3- 5/16	2-13/16	2- 5/8	1-31/32	1- 1/4	5/8	2	.40
8171-012CSR	1-1/4	3-13/32	2- 5/8	3- 3/32	2- 5/16	1-17/32	5/8	2-3/8	.53
8171-015CSR	1-1/2	3- 5/8	2-13/16	3- 5/8	2-11/16	1- 1/4	5/8	2-3/4	.74
8171-020CSR	2	4- 1/8	3- 1/4	4- 7/8	3- 1/4	1- 5/8	3/4	3-3/8	1.36
8171-025CSR	2-1/2	4- 7/8	3- 7/8	5- 1/4	3-13/16	1-11/16	1	3-7/8	2.45
8171-030CSR	3	5- 1/2	4- 1/2	6	4- 9/16	2- 3/16	1	4-5/8	2.82
8171-040CSR	4	5	4	7- 1/2	5- 1/2	1- 1/4	1- 1/4	5-1/2	3.47
8171-060CSR	6	4-31/32	4- 1/16	10-3/32	7-11/16	1/16	1- 1/4	8	9.11



Schedule 80 CPVC Technical  
**Schedule 80 CPVC Tank Adapters**

**Tank Adapters, CPVC New Style Standard with Neoprene Gaskets**

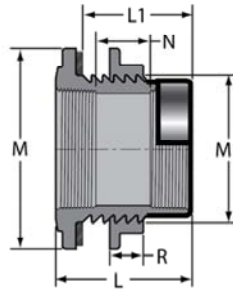


Fipt x Fipt  
 150 psi Maximum Internal Pressure Rating @ 73° F (23°C)

Dimensions Also Applicable to  
 8172E-XXXC & 8172V-XXXC

Part Number	Size	L	L1	M	M1	N	R	Min Hole Size	Approx. Wt. (Lbs.)
8172-002C	1/4	2-15/32	1-13/16	1-17/32	1-1/32	1- 5/16	1/2	1-1/16	.12
8172-003C	3/8	2- 1/2	1-27/32	1-21/32	1-5/32	1-11/32	1/2	1-3/16	.13
8172-005C	1/2	2-29/32	2- 3/16	2- 1/16	1-7/16	1-15/32	5/8	1-1/2	.24
8172-007C	3/4	2-15/16	2-3/16	2- 1/4	1- 5/8	1-15/32	5/8	1-3/4	.26
8172-010C	1	3-9/32	2-9/16	2-21/32	1-31/32	1-1/2	5/8	2	.40
8172-012C	1-1/4	3-13/32	2-5/8	3-1/8	2- 5/16	1-17/32	5/8	2-3/8	.53
8172-015C	1-1/2	3-5/8	2-13/16	3-5/8	2-11/16	1-23/32	5/8	2-3/4	.74
8172-020C	2	4- 1/8	3- 1/4	4- 7/8	3- 1/4	2-5/32	3/4	3-3/8	1.35
8172-025C	2-1/2	4-7/32	3-29/32	5- 1/4	3-13/16	2-7/32	1	3-7/8	2.52
8172-030C	3	5- 1/2	4- 1/2	6	4-17/32	2-11/16	1	4-5/8	2.95
8172-040C	4	4-31/32	3-15/16	7-7/16	5-7/16	2	1- 1/4	5-1/2	3.69
8172-060C	6	5	4	10-3/32	8	1-1/8	1- 1/4	8	6.21

**Tank Adapters, CPVC New Style Special Reinforced (SR) Threaded with Neoprene Gaskets**



Fipt x SR Fipt - Stainless Steel Collar  
 150 psi Maximum Internal Pressure Rating @ 73° F (23°C)

Dimensions Also Applicable to  
 8172E-XXXCSR & 8172V-XXXCSR

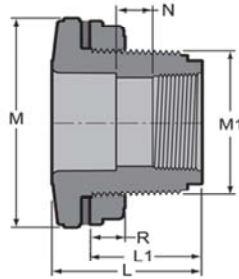
Part Number	Size	L	L1	M	M1	N	R	Min Hole Size	Approx. Wt. (Lbs.)
8172-002CSR	1/4	2- 1/2	1-13/16	1-17/32	1-1/32	1- 5/16	1/2	1-1/16	.12
8172-003CSR	3/8	2-17/32	1-27/32	1-21/32	1-5/32	1- 3/8	1/2	1-3/16	.13
8172-005CSR	1/2	2-15/16	2- 3/16	2- 1/16	1-15/32	1-1/2	5/8	1-1/2	.25
8172-007CSR	3/4	2-15/16	2-7/32	2- 1/4	1- 5/8	1-1/2	5/8	1-3/4	.27
8172-010CSR	1	3-5/16	2-9/16	2-21/32	1-31/32	1-17/32	5/8	2	.42
8172-012CSR	1-1/4	3-9/16	2-21/32	3-1/8	2- 5/16	1-9/16	5/8	2-3/8	.54
8172-015CSR	1-1/2	3- 5/8	2-13/16	3- 5/8	2-11/16	1-23/32	5/8	2-3/4	.77
8172-020CSR	2	4- 1/8	3- 1/4	4-7/8	3-1/4	2-5/32	3/4	3-3/8	1.41
8172-025CSR	2-1/2	4- 7/8	3-29/32	5- 1/4	3-13/16	2- 1/4	1	3-7/8	2.58
8172-030CSR	3	5-1/2	4-1/2	5-31/32	4-1/2	2-11/16	1	4-5/8	3.00
8172-040CSR	4	5	4	7-7/16	5-7/16	2-1/32	1- 1/4	5-1/2	3.79
8172-060CSR	6	5	4-3/32	9-15/16	8	1-1/8	1- 1/4	8	9.41

Schedule 80 CPVC Technical  
**Schedule 80 CPVC Tank Adapters**



**Tank Adapter, CPVC Old Style  
with Neoprene Gasket**

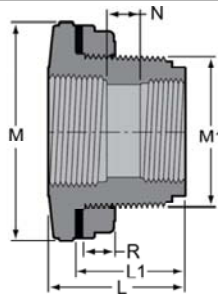
Socket x Fipt  
150 psi Maximum Internal Pressure Rating @ 73°  
F (23°C)



Part Number	Size	L	L1	M	M1	N	R	Approx. Wt. (Lbs.)
871-005C	1/2	2-27/32	2-3/16	2-3/8	1- 9/32	1-11/32	5/8	.25
871-007C	3/4	2-23/32	2-1/16	2-5/8	1- 5/8	29/32	5/8	.31
871-010C	1	2-25/32	2- 1/8	2-13/16	1- 7/8	25/32	21/32	.34
871-012C	1-1/4	3- 1/8	2- 7/16	3-29/32	2-11/32	27/32	5/8	.62
871-015C	1-1/2	3- 5/32	2-21/32	3-29/32	2-11/32	3/4	5/8	.57
871-020C	2	3- 3/16	2-17/32	4-31/32	3-15/32	13/16	3/4	1.42
871-030C	3	4-19/32	3-13/16	6- 7/16	4-15/32	31/32	1- 3/16	2.62
871-040C	4	4- 7/16	3-23/32	7- 7/16	5- 1/2	1/2	1- 1/4	3.37

**Tank Adapter, CPVC Old Style  
with Neoprene Gasket**

Fipt x Fipt  
150 psi Maximum Internal Pressure Rating @ 73°  
F (23°C)



Part Number	Size	L	L1	M	M1	N	R	Approx. Wt. (Lbs.)
872-005C	1/2	2-27/32	2-3/16	2-3/8	1-9/32	1-15/32	5/8	.25
872-007C	3/4	2-23/32	2-1/16	2-5/8	1- 5/8	1-1/4	5/8	.32
872-010C	1	2-25/32	2-1/8	2-7/8	1- 7/8	1-5/16	5/8	.36
872-012C	1-1/4	3- 1/8	2-7/16	3-15/16	2-11/32	1- 1/8	5/8	.64
872-015C	1-1/2	3- 1/8	2-7/16	3-15/16	2-11/32	1- 1/16	5/8	.60
872-020C	2	3-3/16	2- 3/8	5-3/32	3-15/32	1-1/8	3/4	1.44
872-030C	3	4-19/32	3-11/16	6-19/32	4-7/16	1-1/8	1- 3/16	2.61
872-040C	4	4-15/32	3-17/32	7-11/16	5- 1/2	17/32	1- 1/4	3.46



Schedule 80 CPVC Technical  
**Schedule 80 CPVC Tank Adapters**

TANK ADAPTER GASKET SECTION	SIZE	O.D.*	I.D.*	T
	1/2	2.25	1.33	3/16
	3/4	2.49	1.69	3/16
	1	2.79	1.94	3/16
	1-1/4	3.81	2.39	3/16
	1-1/2	3.81	2.39	3/16
	2	4.89	3.51	3/16
	3	6.30	4.49	3/16
	4	7.33	5.50	3/16

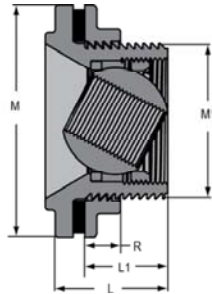
Old Style Tank Adapter Gasket & Hole Size Requirements			
Tank Adapter Size	Recommended Minimum Hole Size	Minimum Inside Curvature Radius (inches)	Maximum Tank Wall Thickness (inches)
1/2	1-3/8	3.88	1.06
3/4	1-3/4	5.00	1.06
1	2	6.12	1.06
1-1/4	2-7/16	10.75	1.34
1-1/2	2-7/16	10.75	1.34
2	3-9/16	18.50	1.16
3	4-9/16	31.00	1.75
4	5-9/16	42.75	1.81

\* Both outside and inside dimensions are +/- .03 shore hardness 65-70

**Tank Adapter, CPVC Self Aligning with Neoprene Gasket**

Fipt  
 75 psi Maximum Internal Pressure Rating @ 73°F (23°C)

Dimensions Also Applicable to  
 8172ESA-XXXC & 8172VSA-XXXC



Part Number	Size	L	L1	M	M1	R	Approx. Wt. (Lbs.)
8172SA-010C	1	2- 9/16	1- 3/4	4- 7/8	3- 1/4	3/4	2.60
8172SA-020C	2	2-11/16	1- 3/4	6	4-7/16	1	2.14
8172SA-030C	3	3-3/16	2-9/32	7-7/16	5-7/16	1- 1/4	3.14

Schedule 80 CPVC Technical  
**Schedule 80 CPVC Tank Adapters**



**Self-Aligning Tank Adapters**

Swivel Ball design permits straight-pipe connections with up to a 27° angle off vertical pipe centerline in any direction. Aids installation in domed top tanks and provides easy adjustment to compensate for tank curvature in making system connections. Pressure rated to 75 psi @ 73°F (23°C).

**Easy Installation**

1. Locate and cut designated hole size in tank
2. Remove Nut and insert Self-Aligning Tank Adapter through hole from inside. **Note: Body and Gasket must be installed on the inside of tank.**
3. Tighten Nut (clockwise) while holding body from inside tank.
4. Install threaded pipe into ball.
5. Position angular offset as desired and tighten lock ring (clockwise) against ball.

Self Aligning Tank Adapter Installation Requirements			
Tank Adapter Size	Minimum Hole Size	Minimum Tank Inside Curvature-Radius (in.)	Maximum Tank Wall Thickness
1	3-3/8	18.5	1-5/16
2	4-5/8	32.5	1-5/16
3	5-1/2	43.5	1-11/16

**Nut Wrenches**

While not required for installation, Self-Aligning Tank Adapters can use certain nut wrenches produced for use on Spears® regular Tank Adapters (New Style). While designated wrench sizes do not directly correspond, the following chart shows specific regular Tank Adapter Nut Wrench to use with each Self-Aligning size. Body wrenches are not currently available.

Self-Aligning Tank Adapter Size	Regular Tank Adapter Nut Wrench to Use	
	Part Number	Comment
1"	TAW2-020	Regular 2" wrench fits Self-Aligning 1" nut
2"	TAW2-030	Regular 3" wrench fits Self-Aligning 2" nut
3"	TAW2-040	Regular 4" wrench Self-Aligning 3" nut